

Genworth 2014 Cost of Care Survey

Home Care Providers, Adult Day Health Care Facilities,
Assisted Living Facilities and Nursing Homes



Build a Better Plan with the Genworth 2014 Cost of Care Survey

Genworth has been providing insights on the importance of planning for long term care since 2004 with its annual Cost of Care Survey. The Cost of Care data has helped Americans plan for the potential need for long term care in their preferred location and setting. Genworth's 2014 Cost of Care Survey, conducted by CareScout®, is the most comprehensive survey of its kind and covers over 14,800 long term care providers in 440 regions nationwide. This unique level of detail can help you plan for long term care costs in your desired location and care setting.

For nearly 40 years, Genworth has been a leading provider of long term care insurance.* We are also proud to be considered a thought leader when educating and empowering American families, financial professionals, policymakers and others about the importance of having a long term care plan.

Long term care is something many people may need as they age. The Genworth 2014 Cost of Care Survey can help individuals identify the financial impact a long term care event may have. This survey will provide you with current costs and potential future growth rates. Effective planning can help manage this impact. A long term care strategy can help families and individuals formalize their wants, needs and goals.

We hope you find this data insightful and valuable when starting your plan. You can also access the data online at genworth.com/costofcare or by downloading the free app for iPhone® and iPad® from the App Store on iTunes.

* Long term care insurance is underwritten by Genworth Life Insurance Company and in New York by Genworth Life Insurance Company of New York. Administrative Office: Richmond, VA.





Contents

Understanding Long Term Care

Summary of 2014 Survey Findings.....	4
How to Pay for Long Term Care	6
The True Impact of Long Term Care	8
Start the Planning Process.....	9

Cost of Care Maps

Homemaker Services	12
Home Health Aide Services	13
Adult Day Health Care	14
Assisted Living Facility (One Bedroom - Single Occupancy)	15
Nursing Home (Semi-Private Room)	16
Nursing Home (Private Room).....	17

National and State Cost of Care Tables..... 18

Homemaker Services	
Home Health Aide Services	
Adult Day Health Care	
Assisted Living Facility (One Bedroom - Single Occupancy)	
Nursing Home (Semi-Private Room)	
Nursing Home (Private Room)	
Data Table End Notes.....	71

Appendix

Region Definitions (Counties).....	72
Methodology.....	85

Summary of 2014 Findings

Over the past 11 years, Genworth has been able to recognize and identify trends across the long term care services landscape. Overall, while the cost of care among all care providers has steadily increased, the cost of facility-based providers has grown at a much greater rate than that for home care. As the American population ages and requires these services, it is vital to be aware of the associated costs in order to build a better long term care plan. Consumers have more choices than ever before.

Long term care can be provided in a variety of settings. A licensed health care practitioner such as a physician, registered nurse or social worker will determine a plan of care that could include the following:

HOME	<p>Homemaker Services This service makes it possible for people to live in their own homes, or to return to their homes, by helping complete household tasks that they cannot manage alone. Homemaker services provide “hands-off” care such as cooking, cleaning or running errands.</p>	<p>NATIONAL MEDIAN HOURLY RATE</p> <p>\$19</p>	<p>INCREASE OVER 2013</p> <p>4.11%</p>	<p>FIVE-YEAR ANNUAL GROWTH¹</p> <p>1.20%</p>
	<p>Home Health Aide Services Personal and home health aides help those who live in their own homes instead of residential care facilities or nursing homes. Home health aides may offer services to people who need more extensive care than their family or friends are able – or have the time or resources – to provide. It is “hands-on” personal care, but not medical care. This is the rate charged by a non-Medicare certified, licensed agency.</p>	<p>NATIONAL MEDIAN HOURLY RATE</p> <p>\$20</p>	<p>INCREASE OVER 2013</p> <p>1.59%</p>	<p>FIVE-YEAR ANNUAL GROWTH¹</p> <p>1.32%</p>
	<p>Adult Day Health Care (ADC) This service provides social and related support services in a community-based, protective setting during any part of the day, but less than 24-hour care. ADC centers can offer a much-needed break to caregivers. There are a variety of models that intend to offer socialization, supervision and structured activities designed for individual needs. Some programs also provide personal care, transportation, medication management, social services, meals, personal assistance and therapeutic activities.</p>	<p>NATIONAL MEDIAN DAILY RATE</p> <p>\$65</p>	<p>INCREASE OVER 2013</p> <p>0%</p>	<p>FIVE-YEAR ANNUAL GROWTH¹</p> <p>3.40%</p>

FACILITY

Assisted Living Facility (ALF) These facilities are living arrangements that provide personal care and health services for people who may need assistance with Activities of Daily Living (ADLs). The level of care provided is not as extensive as that which may be provided in a nursing home. Assisted living is not an alternative to a nursing home, but an intermediate level of long term care.

NATIONAL MEDIAN MONTHLY RATE	INCREASE OVER 2013	FIVE-YEAR ANNUAL GROWTH ¹
\$3,500	1.45%	4.29%

Nursing Home Care These facilities provide a higher level of supervision and care than Assisted Living Facilities. They offer residents personal care assistance, room and board, supervision, medication, therapies and rehabilitation, and skilled nursing care 24 hours a day.

Semi-Private Room

NATIONAL MEDIAN DAILY RATE	INCREASE OVER 2013	FIVE-YEAR ANNUAL GROWTH ¹
\$212	2.62%	3.91%

Private Room

NATIONAL MEDIAN DAILY RATE	INCREASE OVER 2013	FIVE-YEAR ANNUAL GROWTH ¹
\$240	4.35%	4.19%

¹ Percentage increase represents the compound annual growth rate for surveys conducted from 2009 to 2014.



How To Pay for Long Term Care

With median costs increasing year after year, it is important to investigate the various methods of paying for long term care. The costs can add up quickly, so knowing the different options is vital.

People generally think of four basic ways to pay for long term care: out-of-pocket, private long term care insurance, Medicare or Medicaid.

Self-Insure (Out-of-Pocket Payment)

As you page through this report, you can look up the costs of various types of care in your state – private and semi-private nursing homes, assisted living facilities, home health aides and homemaker services. These costs can give you a good idea of how much money you or your family will need if you or a loved one requires long term care.

Long Term Care Insurance

Long term care insurance helps pay for your care and protect your assets by paying for covered expenses up to the amounts set forth in your policy. Depending upon the type of policy you choose and your plan of care, this insurance can pay for a wide variety of home, community-based and facility care services, and can offer care options that may not be covered through government programs.

Many states participate in the Long Term Care Insurance Partnership Program. Designed to encourage planning for long term care, the Partnership Program allows individuals to retain more assets than would otherwise be allowed under state Medicaid eligibility requirements. As a result, policyholders are able to retain assets they would otherwise have to spend down prior to qualifying for Medicaid benefits.

Generally, individuals can participate in their state's Partnership Program by owning a long term care insurance policy that meets the requirements for the Partnership Program. Policies qualifying under the Partnership Program generally do not cost more than non-qualified policies with similar benefits.

Medicare

Generally, Medicare is the federal program that provides hospital and medical insurance to people age 65 or older and to certain ill or disabled persons. Benefits may be available for home health care, but only if certain conditions are met.

Medicare may pay for up to 100 days of care in a skilled nursing facility per benefit period – 100 percent for the first 20 days (after a three-day hospital stay, provided skilled care is needed). Then, for days 21-100, Medicare requires a co-payment. To help cover the co-payment, many seniors also have a Medicare supplement insurance policy. In general, once Medicare stops paying for care, the supplement payment also will end.

Medicaid

Medicaid (referred to as Medi-Cal in California) generally pays for certain health services and nursing home care for those with low incomes and limited resources. Medicaid may also pay for some long term care services at home and in the community.

Medicaid sets limitations on the amount of assets you may own and the amount of income you may receive each month before you are eligible for benefits. Who is eligible and what services are covered vary from state to state. There also are restrictions on transferring assets to others in order to qualify for Medicaid.



The True Impact of Long Term Care

Long term care is becoming an increasingly important issue in this country. The aging Baby Boomer population in the U.S. is approaching 80 million. At least 70 percent of people over age 65 will need long term care services and support at some point in their lifetime.²

Long term care is the type of care you may need if you have a prolonged physical illness, disability or severe cognitive impairment. These limitations may prevent you from living independently and from carrying out basic self-care tasks.

As highlighted within this survey, long term care can have a major financial impact. While anticipating this aspect is extremely important, it is only one of many components to address when planning. The impacts can extend far beyond dollars, affecting careers and personal lives.

Genworth's *Beyond Dollars* study outlines major insights that impact caregivers in long term care situations.

Less Focus on Careers

1/3 of caregivers surveyed provided 30 or more hours of care per week; the average weekly time requirement: 21 hours

65% of caregivers missed work, ranging from working less and being late or absent to losing jobs or having to change career paths altogether

Less Time for Life

46% said that providing care impacted their personal health and well-being

34% indicated a negative impact on their family in general

Less Money for Extras

58% reported cutting into discretionary spending, including eating out, buying new clothes or a new car, because of their care-related responsibility

27% spent less than before on events such as birthdays and anniversaries

IMPACT

IMPACT

IMPACT

The good news is that planning ahead can really reduce these impacts on lives and finances.

²2014 *Medicare & You*, National Medicare Handbook, Centers for Medicare and Medicaid Services, September 2013

Start The Planning Process

Sometimes taking the first step is the hardest part. That is why Genworth offers multiple resources to help start the long term care planning process.

Let's Talk: Conversations that Make a Difference

It can be difficult to talk to parents, spouses or partners, children and other loved ones about what the future may hold in terms of long term care needs. Talking now and taking charge can prepare you and your loved ones for life's twists and turns.

The information and tools offered on genworth.com/lets-talk will help you prepare for productive conversations with your loved ones. The site provides ways to break the ice, helpful tips and insights, resources, education and motivation to more easily plan for your family's potential long term care needs.



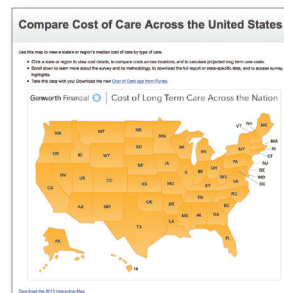
Beyond Dollars Study: A Way Forward

This report articulates the findings of a research study on the circle of care and the impact on the many people within it. More than 800 consumers with personal involvement in a long term care event lasting more than 30 days were surveyed. The report, which can be found at genworth.com/costofcare, includes quantitative data, along with compelling stories, thoughts and perspectives of survey participants, provided in their own words.



Genworth 2014 Cost of Care Online

Our website – genworth.com/costofcare – provides much more information about the cost of care. Visit the site to download the full survey report and overviews of long term care services and financing options. The interactive map features daily, monthly and annual rates for 440 regions throughout the U.S., offers the ability to compare up to three locations, and calculates projected costs for up to 30 years out.

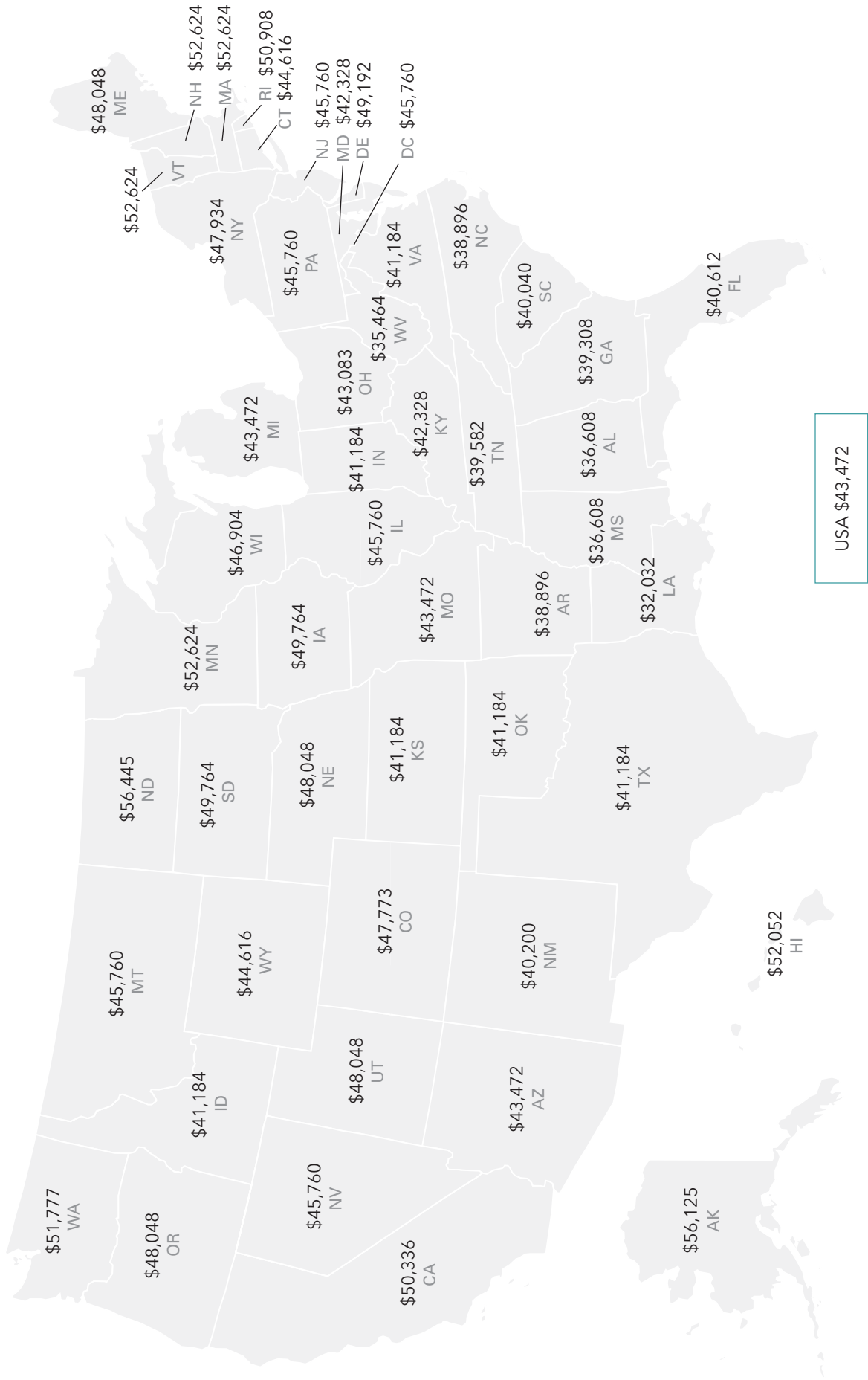




Genworth 2014 Cost of Care Maps

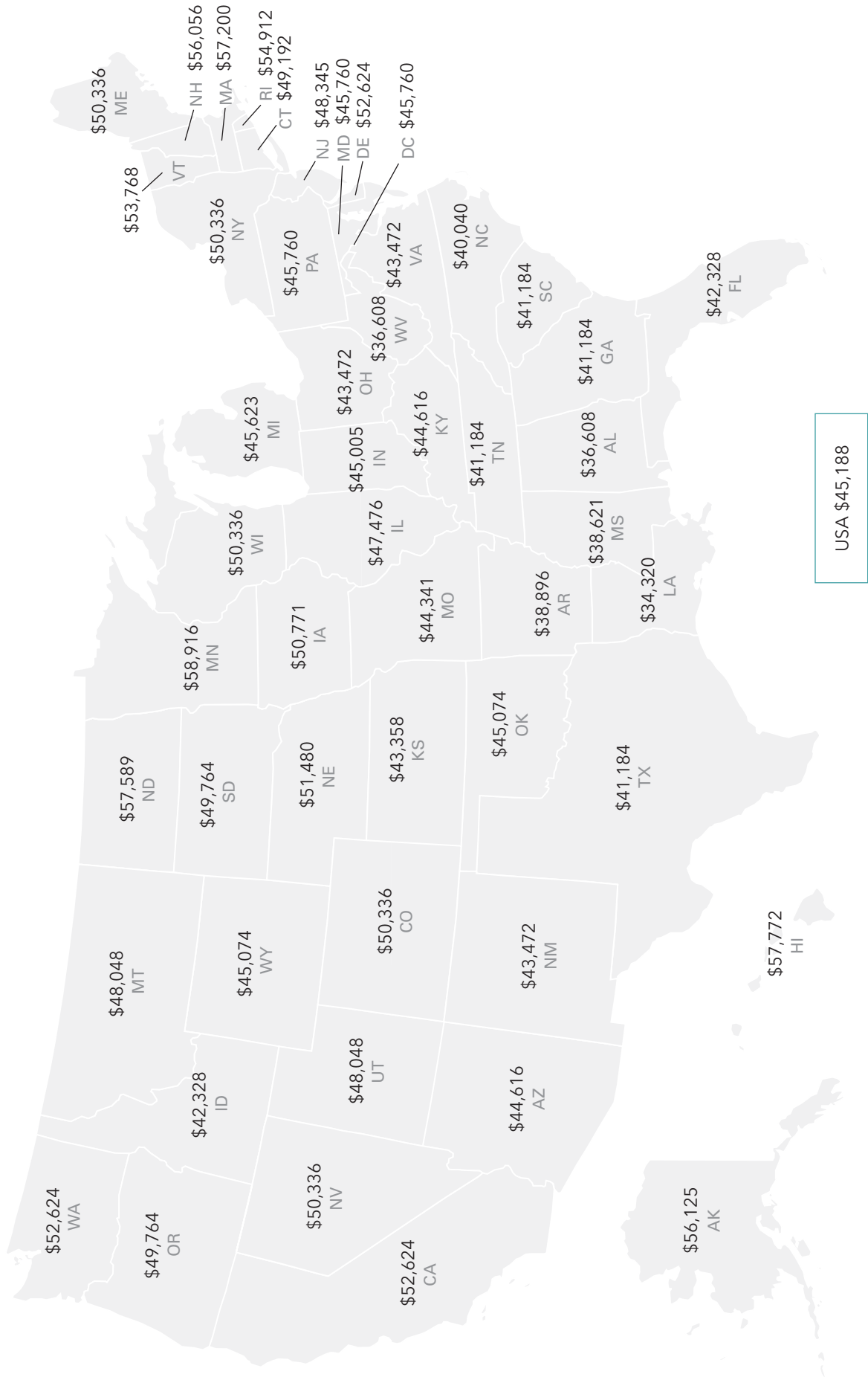
Genworth 2014 Cost of Care
National and State Data Tables

Home Care: Homemaker Services Median Annual Cost



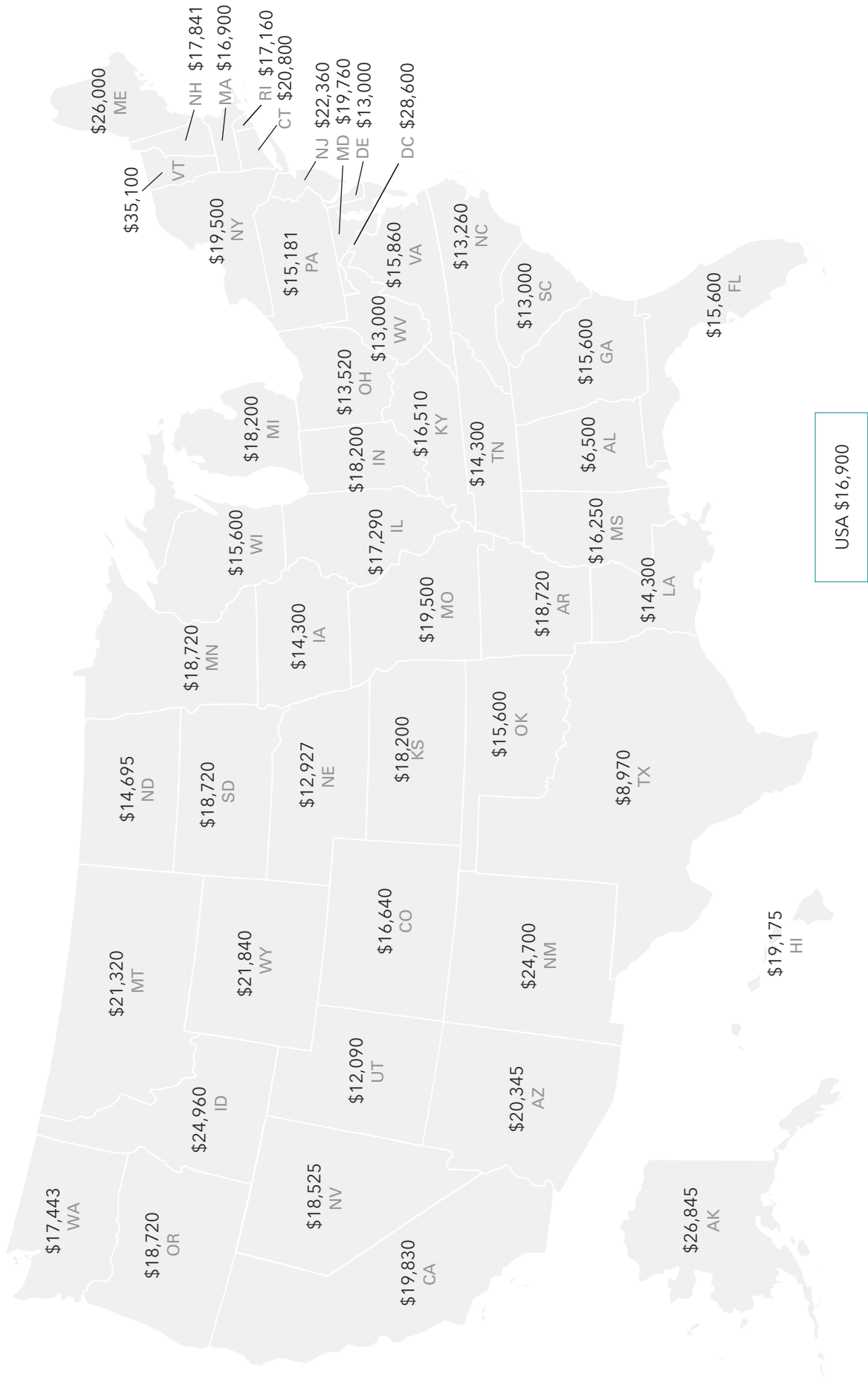
Numbers exclude Puerto Rico

Home Care: Home Health Aide Services Median Annual Cost



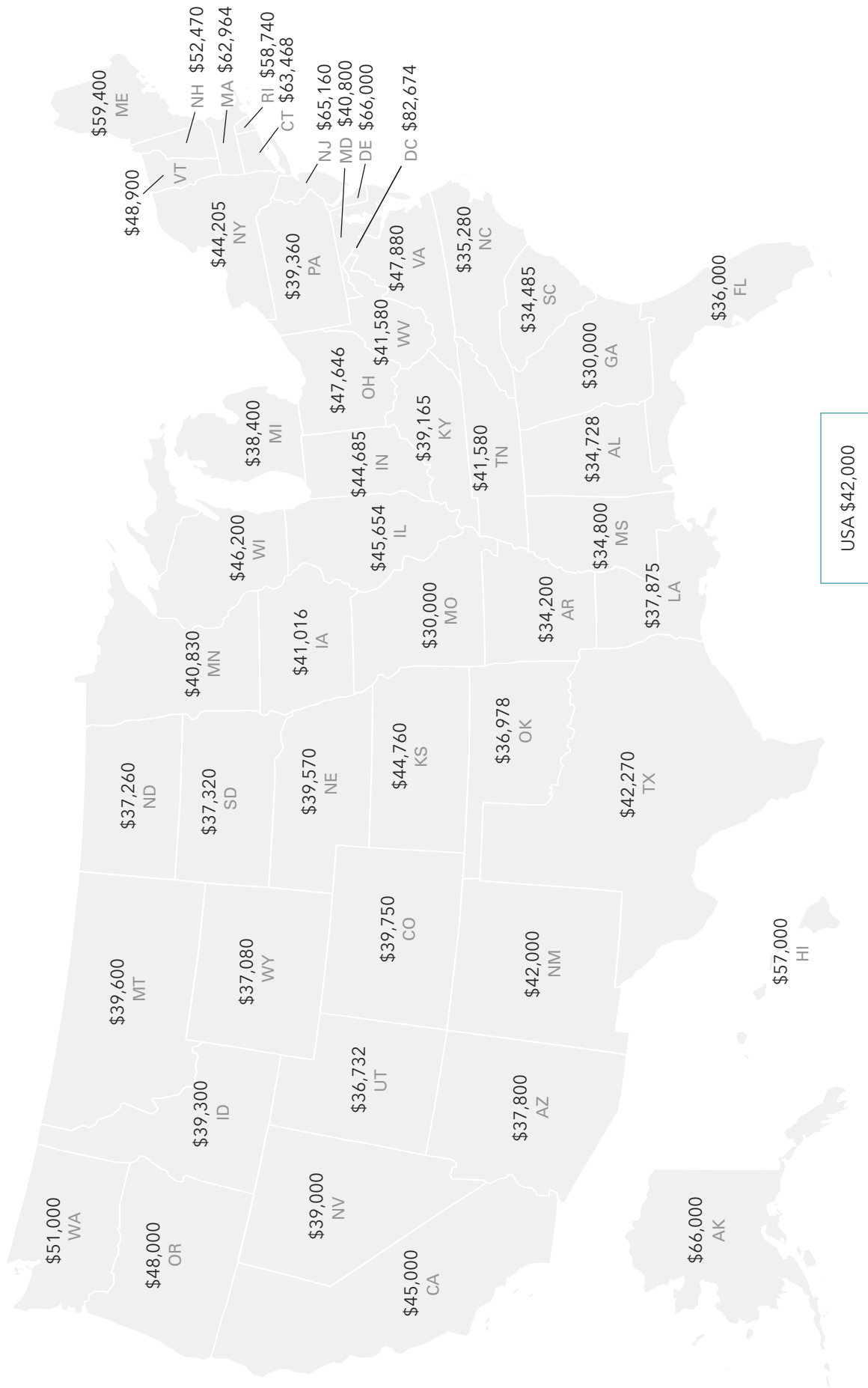
Numbers exclude Puerto Rico

Community Care: Adult Day Health Care Median Annual Cost



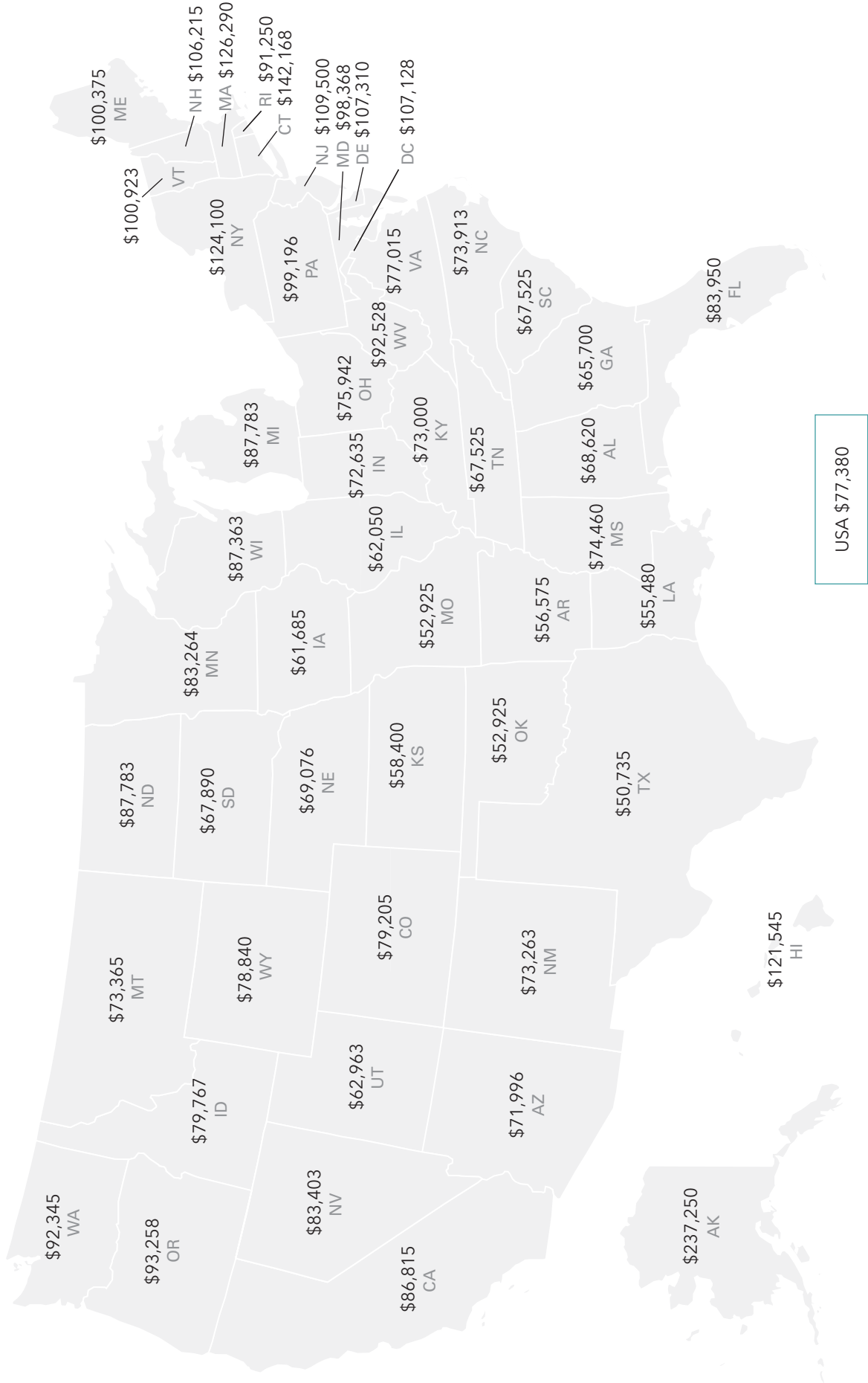
Numbers exclude Puerto Rico

Facility Care: Assisted Living Facility (One Bedroom – Single Occupancy) Median Annual Cost



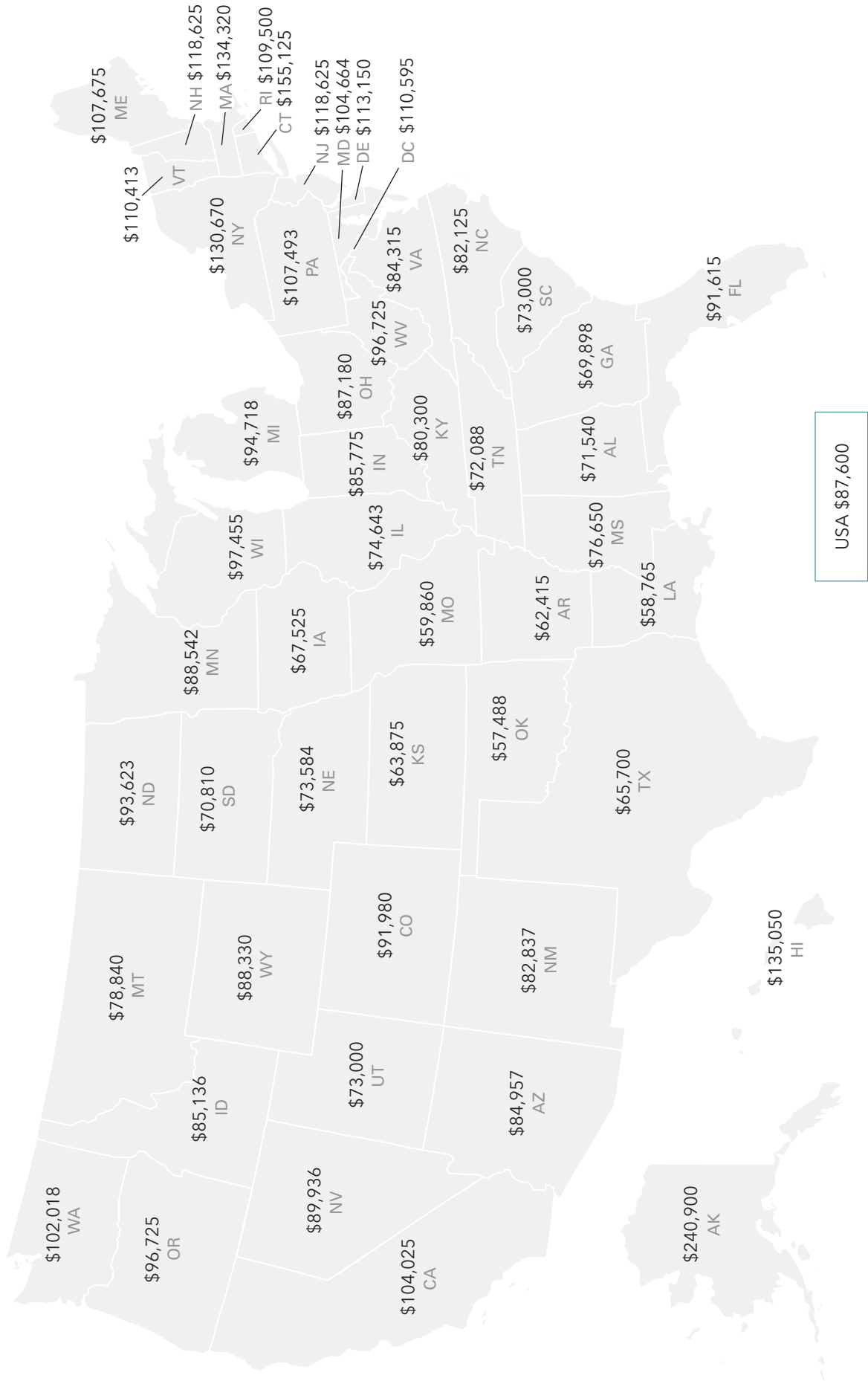
Numbers exclude Puerto Rico

Facility Care: Nursing Home (Semi-Private Room) Median Annual Cost



Numbers exclude Puerto Rico

Facility Care: Nursing Home (Private Room) Median Annual Cost



Numbers exclude Puerto Rico

USA

		MINIMUM	RATE RANGE		MEDIAN ANNUAL RATE ¹	FIVE-YEAR ANNUAL GROWTH ²
			MEDIAN	MAXIMUM		
HOME	Homemaker Services	\$8	\$19	\$39	\$43,472	1%
	Hourly Rates					
HOME	Home Health Aide Services	\$9	\$20	\$39	\$45,188	1%
	Hourly Rates					
COMMUNITY	Adult Day Health Care	\$12	\$65	\$215	\$16,900	3%
	Daily Rates					
COMMUNITY	Assisted Living Facility (One Bedroom - Single Occupancy)	\$750	\$3,500	\$10,412	\$42,000	4%
	Monthly Rates					
FACILITY	Nursing Home (Semi-Private Room)	\$94	\$212	\$800	\$77,380	4%
	Daily Rates					
FACILITY	Nursing Home (Private Room)	\$104	\$240	\$954	\$87,600	4%
	Daily Rates					

Alabama

		MINIMUM	RATE RANGE		MEDIAN ANNUAL RATE ¹	FIVE-YEAR ANNUAL GROWTH ²
			MEDIAN	MAXIMUM		
HOME	Homemaker Services	\$13	\$16	\$25	\$36,608	2%
	Hourly Rates					
HOME	Home Health Aide Services	\$13	\$16	\$27	\$36,608	1%
	Hourly Rates					
COMMUNITY	Adult Day Health Care	\$15	\$25	\$175	\$6,500	0%
	Daily Rates					
FACILITY	Assisted Living Facility (One Bedroom - Single Occupancy)	\$900	\$2,894	\$5,760	\$34,728	3%
	Monthly Rates					
FACILITY	Nursing Home (Semi-Private Room)	\$133	\$188	\$318	\$68,620	4%
	Daily Rates					
FACILITY	Nursing Home (Private Room)	\$150	\$196	\$326	\$71,540	3%
	Daily Rates					

Alaska

		MINIMUM	RATE RANGE		MEDIAN ANNUAL RATE ¹	FIVE-YEAR ANNUAL GROWTH ²
			MEDIAN	MAXIMUM		
HOME	Homemaker Services	\$16	\$25	\$30	\$56,125	11%
	Hourly Rates					
HOME	Home Health Aide Services	\$16	\$25	\$30	\$56,125	11%
	Hourly Rates					
COMMUNITY	Adult Day Health Care	\$80	\$103	\$164	\$26,845	3%
	Daily Rates					
FACILITY	Assisted Living Facility (One Bedroom - Single Occupancy)	\$3,390	\$5,500	\$7,500	\$66,000	4%
	Monthly Rates					
FACILITY	Nursing Home (Semi-Private Room)	\$515	\$650	\$670	\$237,250	2%
	Daily Rates					
FACILITY	Nursing Home (Private Room)	\$452	\$660	\$954	\$240,900	5%
	Daily Rates					

Arizona

		MINIMUM	RATE RANGE		MEDIAN ANNUAL RATE ¹	FIVE-YEAR ANNUAL GROWTH ²
			MEDIAN	MAXIMUM		
HOME	Homemaker Services	\$14	\$19	\$28	\$43,472	0%
	Hourly Rates					
HOME	Home Health Aide Services	\$14	\$20	\$28	\$44,616	0%
	Hourly Rates					
COMMUNITY	Adult Day Health Care	\$62	\$78	\$140	\$20,345	1%
	Daily Rates					
COMMUNITY	Assisted Living Facility (One Bedroom - Single Occupancy)	\$1,100	\$3,150	\$6,700	\$37,800	3%
	Monthly Rates					
FACILITY	Nursing Home (Semi-Private Room)	\$145	\$197	\$295	\$71,996	3%
	Daily Rates					
FACILITY	Nursing Home (Private Room)	\$167	\$233	\$350	\$84,957	1%
	Daily Rates					

Arkansas

		MINIMUM	RATE RANGE		MEDIAN ANNUAL RATE ¹	FIVE-YEAR ANNUAL GROWTH ²
			MEDIAN	MAXIMUM		
HOME	Homemaker Services	\$13	\$17	\$23	\$38,896	3%
	Hourly Rates					
HOME	Home Health Aide Services	\$14	\$17	\$23	\$38,896	1%
	Hourly Rates					
COMMUNITY	Adult Day Health Care	\$61	\$72	\$102	\$18,720	3%
	Daily Rates					
FACILITY	Assisted Living Facility (One Bedroom - Single Occupancy)	\$1,400	\$2,850	\$5,538	\$34,200	4%
	Monthly Rates					
FACILITY	Nursing Home (Semi-Private Room)	\$110	\$155	\$221	\$56,575	4%
	Daily Rates					
FACILITY	Nursing Home (Private Room)	\$110	\$171	\$250	\$62,415	3%
	Daily Rates					

California

		MINIMUM	RATE RANGE		MEDIAN ANNUAL RATE ¹	FIVE-YEAR ANNUAL GROWTH ²
			MEDIAN	MAXIMUM		
HOME	Homemaker Services	\$11	\$22	\$36	\$50,336	2%
	Hourly Rates					
HOME	Home Health Aide Services	\$11	\$23	\$36	\$52,624	2%
	Hourly Rates					
COMMUNITY	Adult Day Health Care	\$40	\$76	\$150	\$19,830	0%
	Daily Rates					
FACILITY	Resident Care Facility (One Bedroom - Single Occupancy)	\$987	\$3,750	\$9,000	\$45,000	5%
	Monthly Rates					
FACILITY	Nursing Home (Semi-Private Room)	\$136	\$238	\$800	\$86,815	5%
	Daily Rates					
FACILITY	Nursing Home (Private Room)	\$136	\$285	\$800	\$104,025	5%
	Daily Rates					

Colorado

		MINIMUM	RATE RANGE		MEDIAN ANNUAL RATE ¹	FIVE-YEAR ANNUAL GROWTH ²
			MEDIAN	MAXIMUM		
HOME	Homemaker Services	\$9	\$21	\$32	\$47,773	2%
	Hourly Rates					
HOME	Home Health Aide Services	\$11	\$22	\$35	\$50,336	2%
	Hourly Rates					
COMMUNITY	Adult Day Health Care	\$40	\$64	\$90	\$16,640	3%
	Daily Rates					
COMMUNITY	Assisted Living Facility (One Bedroom - Single Occupancy)	\$1,752	\$3,313	\$8,700	\$39,750	2%
	Monthly Rates					
FACILITY	Nursing Home (Semi-Private Room)	\$170	\$217	\$261	\$79,205	3%
	Daily Rates					
FACILITY	Nursing Home (Private Room)	\$175	\$252	\$435	\$91,980	4%
	Daily Rates					

Connecticut

		MINIMUM	RATE RANGE		MEDIAN ANNUAL RATE ¹	FIVE-YEAR ANNUAL GROWTH ²
			MEDIAN	MAXIMUM		
HOME	Homemaker Services	\$13	\$20	\$25	\$44,616	1%
	Hourly Rates					
HOME	Home Health Aide Services	\$15	\$22	\$31	\$49,192	0%
	Hourly Rates					
COMMUNITY	Adult Day Health Care	\$70	\$80	\$144	\$20,800	2%
	Daily Rates					
COMMUNITY	Assisted Living Facility (One Bedroom - Single Occupancy)	\$2,000	\$5,289	\$9,200	\$63,468	7%
	Monthly Rates					
FACILITY	Nursing Home (Semi-Private Room)	\$266	\$390	\$550	\$142,168	3%
	Daily Rates					
FACILITY	Nursing Home (Private Room)	\$296	\$425	\$595	\$155,125	3%
	Daily Rates					

Delaware

		MINIMUM	RATE RANGE		MEDIAN ANNUAL RATE ¹	FIVE-YEAR ANNUAL GROWTH ²
			MEDIAN	MAXIMUM		
HOME	Homemaker Services	\$20	\$22	\$23	\$49,192	4%
	Hourly Rates					
HOME	Home Health Aide Services	\$22	\$23	\$25	\$52,624	3%
	Hourly Rates					
COMMUNITY	Adult Day Health Care	\$50	\$50	\$50	\$13,000	N/A
	Daily Rates					
FACILITY	Assisted Living Facility (One Bedroom - Single Occupancy)	\$2,995	\$5,500	\$5,910	\$66,000	7%
	Monthly Rates					
FACILITY	Nursing Home (Semi-Private Room)	\$215	\$294	\$311	\$107,310	7%
	Daily Rates					
FACILITY	Nursing Home (Private Room)	\$228	\$310	\$322	\$113,150	6%
	Daily Rates					

District of Columbia

		MINIMUM	RATE RANGE		MEDIAN ANNUAL RATE ¹	FIVE-YEAR ANNUAL GROWTH ²
			MEDIAN	MAXIMUM		
HOME	Homemaker Services Hourly Rates	\$17	\$20	\$25	\$45,760	N/A
	Home Health Aide Services Hourly Rates	\$17	\$20	\$25	\$45,760	N/A
COMMUNITY	Adult Day Health Care Daily Rates	\$82	\$110	\$110	\$28,600	N/A
	Assisted Living Facility (One Bedroom - Single Occupancy) Monthly Rates	\$4,650	\$6,890	\$8,610	\$82,674	N/A
FACILITY	Nursing Home (Semi-Private Room) Daily Rates	\$200	\$294	\$401	\$107,128	N/A
	Nursing Home (Private Room) Daily Rates	\$250	\$303	\$432	\$110,595	N/A

Florida

		MINIMUM	RATE RANGE		MEDIAN ANNUAL RATE ¹	FIVE-YEAR ANNUAL GROWTH ²
			MEDIAN	MAXIMUM		
HOME	Homemaker Services	\$11	\$18	\$28	\$40,612	1%
	Hourly Rates					
HOME	Home Health Aide Services	\$13	\$19	\$33	\$42,328	1%
	Hourly Rates					
COMMUNITY	Adult Day Health Care	\$30	\$60	\$120	\$15,600	2%
	Daily Rates					
COMMUNITY	Assisted Living Facility (One Bedroom - Single Occupancy)	\$850	\$3,000	\$7,920	\$36,000	5%
	Monthly Rates					
FACILITY	Nursing Home (Semi-Private Room)	\$148	\$230	\$440	\$83,950	4%
	Daily Rates					
FACILITY	Nursing Home (Private Room)	\$180	\$251	\$443	\$91,615	4%
	Daily Rates					

Georgia

		MINIMUM	RATE RANGE		MEDIAN ANNUAL RATE ¹	FIVE-YEAR ANNUAL GROWTH ²
			MEDIAN	MAXIMUM		
HOME	Homemaker Services	\$10	\$17	\$28	\$39,308	1%
	Hourly Rates					
HOME	Home Health Aide Services	\$12	\$18	\$29	\$41,184	2%
	Hourly Rates					
COMMUNITY	Adult Day Health Care	\$20	\$60	\$85	\$15,600	2%
	Daily Rates					
COMMUNITY	Assisted Living Facility (One Bedroom - Single Occupancy)	\$850	\$2,500	\$7,950	\$30,000	2%
	Monthly Rates					
FACILITY	Nursing Home (Semi-Private Room)	\$116	\$180	\$240	\$65,700	3%
	Daily Rates					
FACILITY	Nursing Home (Private Room)	\$116	\$192	\$271	\$69,898	3%
	Daily Rates					

Hawaii

		MINIMUM	RATE RANGE		MEDIAN ANNUAL RATE ¹	FIVE-YEAR ANNUAL GROWTH ²
			MEDIAN	MAXIMUM		
HOME	Homemaker Services	\$19	\$23	\$25	\$52,052	2%
	Hourly Rates					
HOME	Home Health Aide Services	\$22	\$25	\$28	\$57,772	2%
	Hourly Rates					
COMMUNITY	Adult Day Health Care	\$54	\$74	\$170	\$19,175	3%
	Daily Rates					
COMMUNITY	Assisted Living Facility (One Bedroom - Single Occupancy)	\$1,906	\$4,750	\$9,000	\$57,000	6%
	Monthly Rates					
FACILITY	Nursing Home (Semi-Private Room)	\$263	\$333	\$571	\$121,545	1%
	Daily Rates					
FACILITY	Nursing Home (Private Room)	\$263	\$370	\$690	\$135,050	0%
	Daily Rates					

Idaho

		MINIMUM	RATE RANGE		MEDIAN ANNUAL RATE ¹	FIVE-YEAR ANNUAL GROWTH ²
			MEDIAN	MAXIMUM		
HOME	Homemaker Services	\$14	\$18	\$25	\$41,184	2%
	Hourly Rates					
HOME	Home Health Aide Services	\$14	\$19	\$27	\$42,328	2%
	Hourly Rates					
COMMUNITY	Adult Day Health Care	\$40	\$96	\$175	\$24,960	5%
	Daily Rates					
COMMUNITY	Assisted Living Facility (One Bedroom - Single Occupancy)	\$998	\$3,275	\$5,250	\$39,300	3%
	Monthly Rates					
FACILITY	Nursing Home (Semi-Private Room)	\$183	\$219	\$300	\$79,767	4%
	Daily Rates					
FACILITY	Nursing Home (Private Room)	\$188	\$233	\$334	\$85,136	3%
	Daily Rates					

Illinois

		MINIMUM	RATE RANGE		MEDIAN ANNUAL RATE ¹	FIVE-YEAR ANNUAL GROWTH ²
			MEDIAN	MAXIMUM		
HOME	Homemaker Services	\$15	\$20	\$25	\$45,760	2%
	Hourly Rates					
HOME	Home Health Aide Services	\$15	\$21	\$25	\$47,476	2%
	Hourly Rates					
COMMUNITY	Adult Day Health Care	\$30	\$67	\$100	\$17,290	0%
	Daily Rates					
FACILITY	Assisted Living Facility (One Bedroom - Single Occupancy)	\$1,048	\$3,805	\$6,500	\$45,654	4%
	Monthly Rates					
FACILITY	Nursing Home (Semi-Private Room)	\$115	\$170	\$375	\$62,050	3%
	Daily Rates					
FACILITY	Nursing Home (Private Room)	\$133	\$205	\$405	\$74,643	4%
	Daily Rates					

Indiana

		MINIMUM	RATE RANGE		MEDIAN ANNUAL RATE ¹	FIVE-YEAR ANNUAL GROWTH ²
			MEDIAN	MAXIMUM		
HOME	Homemaker Services	\$12	\$18	\$26	\$41,184	1%
	Hourly Rates					
HOME	Home Health Aide Services	\$14	\$20	\$32	\$45,005	1%
	Hourly Rates					
COMMUNITY	Adult Day Health Care	\$50	\$70	\$140	\$18,200	2%
	Daily Rates					
COMMUNITY	Assisted Living Facility (One Bedroom - Single Occupancy)	\$1,095	\$3,724	\$8,220	\$44,685	5%
	Monthly Rates					
FACILITY	Nursing Home (Semi-Private Room)	\$124	\$199	\$400	\$72,635	4%
	Daily Rates					
FACILITY	Nursing Home (Private Room)	\$149	\$235	\$500	\$85,775	4%
	Daily Rates					

Iowa

		MINIMUM	RATE RANGE		MEDIAN ANNUAL RATE ¹	FIVE-YEAR ANNUAL GROWTH ²
			MEDIAN	MAXIMUM		
HOME	Homemaker Services	\$16	\$22	\$35	\$49,764	2%
	Hourly Rates					
HOME	Home Health Aide Services	\$16	\$22	\$35	\$50,771	2%
	Hourly Rates					
COMMUNITY	Adult Day Health Care	\$18	\$55	\$150	\$14,300	3%
	Daily Rates					
FACILITY	Assisted Living Facility (One Bedroom - Single Occupancy)	\$930	\$3,418	\$8,620	\$41,016	4%
	Monthly Rates					
FACILITY	Nursing Home (Semi-Private Room)	\$120	\$169	\$259	\$61,685	4%
	Daily Rates					
FACILITY	Nursing Home (Private Room)	\$135	\$185	\$289	\$67,525	4%
	Daily Rates					

Kansas

		MINIMUM	RATE RANGE		MEDIAN ANNUAL RATE ¹	FIVE-YEAR ANNUAL GROWTH ²
			MEDIAN	MAXIMUM		
HOME	Homemaker Services	\$9	\$18	\$32	\$41,184	2%
	Hourly Rates					
HOME	Home Health Aide Services	\$10	\$19	\$32	\$43,358	1%
	Hourly Rates					
COMMUNITY	Adult Day Health Care	\$45	\$70	\$90	\$18,200	3%
	Daily Rates					
COMMUNITY	Assisted Living Facility (One Bedroom - Single Occupancy)	\$1,700	\$3,730	\$6,975	\$44,760	5%
	Monthly Rates					
FACILITY	Nursing Home (Semi-Private Room)	\$125	\$160	\$251	\$58,400	3%
	Daily Rates					
FACILITY	Nursing Home (Private Room)	\$145	\$175	\$302	\$63,875	3%
	Daily Rates					

Kentucky

		MINIMUM	RATE RANGE		MEDIAN ANNUAL RATE ¹	FIVE-YEAR ANNUAL GROWTH ²
			MEDIAN	MAXIMUM		
HOME	Homemaker Services	\$14	\$19	\$25	\$42,328	2%
	Hourly Rates					
HOME	Home Health Aide Services	\$14	\$20	\$25	\$44,616	3%
	Hourly Rates					
COMMUNITY	Adult Day Health Care	\$37	\$63	\$101	\$16,510	3%
	Daily Rates					
COMMUNITY	Assisted Living Facility (One Bedroom - Single Occupancy)	\$1,181	\$3,264	\$8,400	\$39,165	5%
	Monthly Rates					
FACILITY	Nursing Home (Semi-Private Room)	\$162	\$200	\$285	\$73,000	4%
	Daily Rates					
FACILITY	Nursing Home (Private Room)	\$180	\$220	\$285	\$80,300	4%
	Daily Rates					

Louisiana

		MINIMUM	RATE RANGE		MEDIAN ANNUAL RATE ¹	FIVE-YEAR ANNUAL GROWTH ²
			MEDIAN	MAXIMUM		
HOME	Homemaker Services	\$10	\$14	\$25	\$32,032	0%
	Hourly Rates					
HOME	Home Health Aide Services	\$10	\$15	\$25	\$34,320	1%
	Hourly Rates					
COMMUNITY	Adult Day Health Care	\$20	\$55	\$87	\$14,300	0%
	Daily Rates					
COMMUNITY	Assisted Living Facility (One Bedroom - Single Occupancy)	\$2,050	\$3,156	\$5,760	\$37,875	6%
	Monthly Rates					
FACILITY	Nursing Home (Semi-Private Room)	\$104	\$152	\$300	\$55,480	3%
	Daily Rates					
FACILITY	Nursing Home (Private Room)	\$104	\$161	\$350	\$58,765	3%
	Daily Rates					

Maine

		MINIMUM	RATE RANGE		MEDIAN ANNUAL RATE ¹	FIVE-YEAR ANNUAL GROWTH ²
			MEDIAN	MAXIMUM		
HOME	Homemaker Services	\$16	\$21	\$29	\$48,048	1%
	Hourly Rates					
HOME	Home Health Aide Services	\$16	\$22	\$29	\$50,336	1%
	Hourly Rates					
COMMUNITY	Adult Day Health Care	\$27	\$100	\$135	\$26,000	2%
	Daily Rates					
COMMUNITY	Assisted Living Facility (One Bedroom - Single Occupancy)	\$3,200	\$4,950	\$8,040	\$59,400	5%
	Monthly Rates					
FACILITY	Nursing Home (Semi-Private Room)	\$208	\$275	\$366	\$100,375	3%
	Daily Rates					
FACILITY	Nursing Home (Private Room)	\$220	\$295	\$413	\$107,675	2%
	Daily Rates					

Maryland

		MINIMUM	RATE RANGE		MEDIAN ANNUAL RATE ¹	FIVE-YEAR ANNUAL GROWTH ²
			MEDIAN	MAXIMUM		
HOME	Homemaker Services	\$10	\$19	\$29	\$42,328	0%
	Hourly Rates					
HOME	Home Health Aide Services	\$10	\$20	\$35	\$45,760	0%
	Hourly Rates					
COMMUNITY	Adult Day Health Care	\$48	\$76	\$96	\$19,760	1%
	Daily Rates					
COMMUNITY	Assisted Living Facility (One Bedroom - Single Occupancy)	\$900	\$3,400	\$8,800	\$40,800	3%
	Monthly Rates					
FACILITY	Nursing Home (Semi-Private Room)	\$165	\$270	\$628	\$98,368	6%
	Daily Rates					
FACILITY	Nursing Home (Private Room)	\$190	\$287	\$628	\$104,664	6%
	Daily Rates					

Massachusetts

		MINIMUM	RATE RANGE		MEDIAN ANNUAL RATE ¹	FIVE-YEAR ANNUAL GROWTH ²
			MEDIAN	MAXIMUM		
HOME	Homemaker Services	\$12	\$23	\$32	\$52,624	0%
	Hourly Rates					
HOME	Home Health Aide Services	\$17	\$25	\$35	\$57,200	1%
	Hourly Rates					
COMMUNITY	Adult Day Health Care	\$40	\$65	\$95	\$16,900	3%
	Daily Rates					
COMMUNITY	Assisted Living Facility (One Bedroom - Single Occupancy)	\$1,263	\$5,247	\$7,613	\$62,964	4%
	Monthly Rates					
FACILITY	Nursing Home (Semi-Private Room)	\$235	\$346	\$440	\$126,290	4%
	Daily Rates					
FACILITY	Nursing Home (Private Room)	\$235	\$368	\$508	\$134,320	4%
	Daily Rates					

Michigan

		MINIMUM	RATE RANGE		MEDIAN ANNUAL RATE ¹	FIVE-YEAR ANNUAL GROWTH ²
			MEDIAN	MAXIMUM		
HOME	Homemaker Services	\$13	\$19	\$26	\$43,472	1%
	Hourly Rates					
HOME	Home Health Aide Services	\$13	\$20	\$26	\$45,623	2%
	Hourly Rates					
COMMUNITY	Adult Day Health Care	\$30	\$70	\$128	\$18,200	2%
	Daily Rates					
COMMUNITY	Assisted Living Facility (One Bedroom - Single Occupancy)	\$750	\$3,200	\$7,850	\$38,400	6%
	Monthly Rates					
FACILITY	Nursing Home (Semi-Private Room)	\$152	\$241	\$313	\$87,783	4%
	Daily Rates					
FACILITY	Nursing Home (Private Room)	\$180	\$260	\$495	\$94,718	4%
	Daily Rates					

Minnesota

		MINIMUM	RATE RANGE		MEDIAN ANNUAL RATE ¹	FIVE-YEAR ANNUAL GROWTH ²
			MEDIAN	MAXIMUM		
HOME	Homemaker Services	\$8	\$23	\$39	\$52,624	1%
	Hourly Rates					
HOME	Home Health Aide Services	\$15	\$26	\$39	\$58,916	0%
	Hourly Rates					
COMMUNITY	Adult Day Health Care	\$45	\$72	\$120	\$18,720	2%
	Daily Rates					
COMMUNITY	Assisted Living Facility (One Bedroom - Single Occupancy)	\$867	\$3,403	\$7,200	\$40,830	6%
	Monthly Rates					
FACILITY	Nursing Home (Semi-Private Room)	\$140	\$228	\$357	\$83,264	5%
	Daily Rates					
FACILITY	Nursing Home (Private Room)	\$155	\$243	\$377	\$88,542	4%
	Daily Rates					

Mississippi

		MINIMUM	RATE RANGE		MEDIAN ANNUAL RATE ¹	FIVE-YEAR ANNUAL GROWTH ²
			MEDIAN	MAXIMUM		
HOME	Homemaker Services	\$13	\$16	\$28	\$36,608	1%
	Hourly Rates					
HOME	Home Health Aide Services	\$13	\$17	\$28	\$38,621	2%
	Hourly Rates					
COMMUNITY	Adult Day Health Care	\$20	\$63	\$71	\$16,250	-3%
	Daily Rates					
COMMUNITY	Assisted Living Facility (One Bedroom - Single Occupancy)	\$800	\$2,900	\$7,875	\$34,800	3%
	Monthly Rates					
FACILITY	Nursing Home (Semi-Private Room)	\$152	\$204	\$276	\$74,460	3%
	Daily Rates					
FACILITY	Nursing Home (Private Room)	\$157	\$210	\$291	\$76,650	3%
	Daily Rates					

Missouri

		MINIMUM	RATE RANGE		MEDIAN ANNUAL RATE ¹	FIVE-YEAR ANNUAL GROWTH ²
			MEDIAN	MAXIMUM		
HOME	Homemaker Services	\$16	\$19	\$28	\$43,472	1%
	Hourly Rates					
HOME	Home Health Aide Services	\$16	\$19	\$28	\$44,341	1%
	Hourly Rates					
COMMUNITY	Adult Day Health Care	\$45	\$75	\$96	\$19,500	1%
	Daily Rates					
COMMUNITY	Assisted Living Facility (One Bedroom - Single Occupancy)	\$1,095	\$2,500	\$6,780	\$30,000	5%
	Monthly Rates					
FACILITY	Nursing Home (Semi-Private Room)	\$115	\$145	\$249	\$52,925	3%
	Daily Rates					
FACILITY	Nursing Home (Private Room)	\$120	\$164	\$297	\$59,860	4%
	Daily Rates					

Montana

		MINIMUM	RATE RANGE		MEDIAN ANNUAL RATE ¹	FIVE-YEAR ANNUAL GROWTH ²
			MEDIAN	MAXIMUM		
HOME	Homemaker Services	\$17	\$20	\$25	\$45,760	1%
	Hourly Rates					
HOME	Home Health Aide Services	\$20	\$21	\$25	\$48,048	2%
	Hourly Rates					
COMMUNITY	Adult Day Health Care	\$42	\$82	\$181	\$21,320	4%
	Daily Rates					
COMMUNITY	Assisted Living Facility (One Bedroom - Single Occupancy)	\$1,500	\$3,300	\$5,859	\$39,600	4%
	Monthly Rates					
FACILITY	Nursing Home (Semi-Private Room)	\$170	\$201	\$300	\$73,365	3%
	Daily Rates					
FACILITY	Nursing Home (Private Room)	\$176	\$216	\$316	\$78,840	4%
	Daily Rates					

Nebraska

		MINIMUM	RATE RANGE		MEDIAN ANNUAL RATE ¹	FIVE-YEAR ANNUAL GROWTH ²
			MEDIAN	MAXIMUM		
HOME	Homemaker Services	\$16	\$21	\$27	\$48,048	5%
	Hourly Rates					
HOME	Home Health Aide Services	\$19	\$23	\$27	\$51,480	3%
	Hourly Rates					
COMMUNITY	Adult Day Health Care	\$17	\$50	\$80	\$12,927	4%
	Daily Rates					
COMMUNITY	Assisted Living Facility (One Bedroom - Single Occupancy)	\$1,075	\$3,298	\$7,500	\$39,570	5%
	Monthly Rates					
FACILITY	Nursing Home (Semi-Private Room)	\$110	\$189	\$381	\$69,076	3%
	Daily Rates					
FACILITY	Nursing Home (Private Room)	\$130	\$202	\$401	\$73,584	2%
	Daily Rates					

Nevada

		MINIMUM	RATE RANGE		MEDIAN ANNUAL RATE ¹	FIVE-YEAR ANNUAL GROWTH ²
			MEDIAN	MAXIMUM		
HOME	Homemaker Services	\$15	\$20	\$25	\$45,760	1%
	Hourly Rates					
	Home Health Aide Services	\$18	\$22	\$26	\$50,336	2%
	Hourly Rates					
COMMUNITY	Adult Day Health Care	\$53	\$71	\$80	\$18,525	2%
	Daily Rates					
	Assisted Living Facility (One Bedroom - Single Occupancy)	\$1,400	\$3,250	\$5,600	\$39,000	2%
	Monthly Rates					
FACILITY	Nursing Home (Semi-Private Room)	\$133	\$229	\$269	\$83,403	4%
	Daily Rates					
	Nursing Home (Private Room)	\$206	\$246	\$309	\$89,936	3%
	Daily Rates					

New Hampshire

		MINIMUM	RATE RANGE		MEDIAN ANNUAL RATE ¹	FIVE-YEAR ANNUAL GROWTH ²
			MEDIAN	MAXIMUM		
HOME	Homemaker Services	\$20	\$23	\$26	\$52,624	1%
	Hourly Rates					
HOME	Home Health Aide Services	\$20	\$25	\$27	\$56,056	0%
	Hourly Rates					
COMMUNITY	Adult Day Health Care	\$51	\$69	\$91	\$17,841	3%
	Daily Rates					
COMMUNITY	Assisted Living Facility (One Bedroom - Single Occupancy)	\$2,097	\$4,373	\$8,500	\$52,470	7%
	Monthly Rates					
FACILITY	Nursing Home (Semi-Private Room)	\$210	\$291	\$394	\$106,215	3%
	Daily Rates					
FACILITY	Nursing Home (Private Room)	\$230	\$325	\$420	\$118,625	4%
	Daily Rates					

New Jersey

		MINIMUM	RATE RANGE		MEDIAN ANNUAL RATE ¹	FIVE-YEAR ANNUAL GROWTH ²
			MEDIAN	MAXIMUM		
HOME	Homemaker Services	\$11	\$20	\$27	\$45,760	1%
	Hourly Rates					
HOME	Home Health Aide Services	\$14	\$21	\$28	\$48,345	1%
	Hourly Rates					
COMMUNITY	Adult Day Health Care	\$20	\$86	\$140	\$22,360	0%
	Daily Rates					
COMMUNITY	Assisted Living Facility (One Bedroom - Single Occupancy)	\$2,008	\$5,430	\$9,300	\$65,160	5%
	Monthly Rates					
FACILITY	Nursing Home (Semi-Private Room)	\$159	\$300	\$401	\$109,500	2%
	Daily Rates					
FACILITY	Nursing Home (Private Room)	\$214	\$325	\$475	\$118,625	2%
	Daily Rates					

New Mexico

		MINIMUM	RATE RANGE		MEDIAN ANNUAL RATE ¹	FIVE-YEAR ANNUAL GROWTH ²
			MEDIAN	MAXIMUM		
HOME	Homemaker Services	\$11	\$18	\$23	\$40,200	1%
	Hourly Rates					
COMMUNITY	Home Health Aide Services	\$11	\$19	\$25	\$43,472	2%
	Hourly Rates					
FACILITY	Adult Day Health Care	\$50	\$95	\$112	\$24,700	N/A
	Daily Rates					
FACILITY	Assisted Living Facility (One Bedroom - Single Occupancy)	\$1,900	\$3,500	\$6,150	\$42,000	7%
	Monthly Rates					
FACILITY	Nursing Home (Semi-Private Room)	\$162	\$201	\$358	\$73,263	3%
	Daily Rates					
FACILITY	Nursing Home (Private Room)	\$175	\$227	\$459	\$82,837	4%
	Daily Rates					

New York

		MINIMUM	RATE RANGE		MEDIAN ANNUAL RATE ¹	FIVE-YEAR ANNUAL GROWTH ²
			MEDIAN	MAXIMUM		
HOME	Homemaker Services	\$15	\$21	\$27	\$47,934	3%
	Hourly Rates					
HOME	Home Health Aide Services	\$15	\$22	\$33	\$50,336	2%
	Hourly Rates					
COMMUNITY	Adult Day Health Care	\$26	\$75	\$215	\$19,500	3%
	Daily Rates					
COMMUNITY	Assisted Living Facility (One Bedroom - Single Occupancy)	\$1,217	\$3,684	\$10,413	\$44,205	4%
	Monthly Rates					
FACILITY	Nursing Home (Semi-Private Room)	\$150	\$340	\$613	\$124,100	3%
	Daily Rates					
FACILITY	Nursing Home (Private Room)	\$150	\$358	\$650	\$130,670	4%
	Daily Rates					

North Carolina

		MINIMUM	RATE RANGE		MEDIAN ANNUAL RATE ¹	FIVE-YEAR ANNUAL GROWTH ²
			MEDIAN	MAXIMUM		
HOME	Homemaker Services	\$10	\$17	\$23	\$38,896	0%
	Hourly Rates					
HOME	Home Health Aide Services	\$14	\$18	\$27	\$40,040	0%
	Hourly Rates					
COMMUNITY	Adult Day Health Care	\$21	\$51	\$100	\$13,260	1%
	Daily Rates					
FACILITY	Assisted Living Facility (One Bedroom - Single Occupancy)	\$1,100	\$2,940	\$7,895	\$35,280	4%
	Monthly Rates					
FACILITY	Nursing Home (Semi-Private Room)	\$130	\$203	\$283	\$73,913	3%
	Daily Rates					
FACILITY	Nursing Home (Private Room)	\$150	\$225	\$514	\$82,125	4%
	Daily Rates					

North Dakota

		MINIMUM	RATE RANGE		MEDIAN ANNUAL RATE ¹	FIVE-YEAR ANNUAL GROWTH ²
			MEDIAN	MAXIMUM		
HOME	Homemaker Services	\$20	\$25	\$26	\$56,445	5%
	Hourly Rates					
HOME	Home Health Aide Services	\$22	\$25	\$26	\$57,589	5%
	Hourly Rates					
COMMUNITY	Adult Day Health Care	\$32	\$57	\$120	\$14,695	3%
	Daily Rates					
COMMUNITY	Assisted Living Facility (One Bedroom - Single Occupancy)	\$1,080	\$3,105	\$4,625	\$37,260	8%
	Monthly Rates					
FACILITY	Nursing Home (Semi-Private Room)	\$170	\$241	\$356	\$87,783	9%
	Daily Rates					
FACILITY	Nursing Home (Private Room)	\$185	\$257	\$363	\$93,623	8%
	Daily Rates					

Ohio

		MINIMUM	RATE RANGE		MEDIAN ANNUAL RATE ¹	FIVE-YEAR ANNUAL GROWTH ²
			MEDIAN	MAXIMUM		
HOME	Homemaker Services	\$13	\$19	\$31	\$43,083	2%
	Hourly Rates					
HOME	Home Health Aide Services	\$13	\$19	\$31	\$43,472	2%
	Hourly Rates					
COMMUNITY	Adult Day Health Care	\$35	\$52	\$100	\$13,520	1%
	Daily Rates					
COMMUNITY	Assisted Living Facility (One Bedroom - Single Occupancy)	\$1,385	\$3,971	\$9,780	\$47,646	6%
	Monthly Rates					
FACILITY	Nursing Home (Semi-Private Room)	\$138	\$208	\$315	\$75,942	4%
	Daily Rates					
FACILITY	Nursing Home (Private Room)	\$143	\$239	\$450	\$87,180	4%
	Daily Rates					

Oklahoma

		MINIMUM	RATE RANGE		MEDIAN ANNUAL RATE ¹	FIVE-YEAR ANNUAL GROWTH ²
			MEDIAN	MAXIMUM		
HOME	Homemaker Services	\$15	\$18	\$25	\$41,184	1%
	Hourly Rates					
HOME	Home Health Aide Services	\$15	\$20	\$25	\$45,074	2%
	Hourly Rates					
COMMUNITY	Adult Day Health Care	\$45	\$60	\$86	\$15,600	6%
	Daily Rates					
COMMUNITY	Assisted Living Facility (One Bedroom - Single Occupancy)	\$1,050	\$3,082	\$6,400	\$36,978	6%
	Monthly Rates					
FACILITY	Nursing Home (Semi-Private Room)	\$105	\$145	\$205	\$52,925	3%
	Daily Rates					
FACILITY	Nursing Home (Private Room)	\$125	\$158	\$310	\$57,488	2%
	Daily Rates					

Oregon

	MINIMUM	RATE RANGE		MEDIAN ANNUAL RATE ¹	FIVE-YEAR ANNUAL GROWTH ²	
		MEDIAN	MAXIMUM			
HOME	Homemaker Services	\$18	\$21	\$29	\$48,048	2%
	Hourly Rates					
HOME	Home Health Aide Services	\$18	\$22	\$31	\$49,764	2%
	Hourly Rates					
COMMUNITY	Adult Day Health Care	\$60	\$72	\$92	\$18,720	-1%
	Daily Rates					
COMMUNITY	Assisted Living Facility (One Bedroom - Single Occupancy)	\$2,196	\$4,000	\$5,463	\$48,000	7%
	Monthly Rates					
FACILITY	Nursing Home (Semi-Private Room)	\$154	\$256	\$300	\$93,258	5%
	Daily Rates					
FACILITY	Nursing Home (Private Room)	\$227	\$265	\$425	\$96,725	4%
	Daily Rates					

Pennsylvania

		MINIMUM	RATE RANGE		MEDIAN ANNUAL RATE ¹	FIVE-YEAR ANNUAL GROWTH ²
			MEDIAN	MAXIMUM		
HOME	Homemaker Services	\$13	\$20	\$30	\$45,760	2%
	Hourly Rates					
HOME	Home Health Aide Services	\$13	\$20	\$30	\$45,760	1%
	Hourly Rates					
COMMUNITY	Adult Day Health Care	\$30	\$58	\$171	\$15,181	3%
	Daily Rates					
COMMUNITY	Assisted Living Facility (One Bedroom - Single Occupancy)	\$925	\$3,280	\$7,677	\$39,360	5%
	Monthly Rates					
FACILITY	Nursing Home (Semi-Private Room)	\$160	\$272	\$450	\$99,196	4%
	Daily Rates					
FACILITY	Nursing Home (Private Room)	\$168	\$295	\$450	\$107,493	4%
	Daily Rates					

Puerto Rico

		MINIMUM	RATE RANGE		MEDIAN ANNUAL RATE ¹	FIVE-YEAR ANNUAL GROWTH ²
			MEDIAN	MAXIMUM		
HOME	Homemaker Services	N/A	N/A	N/A	N/A	N/A
	Hourly Rates					
HOME	Home Health Aide Services	N/A	N/A	N/A	N/A	N/A
	Hourly Rates					
COMMUNITY	Adult Day Health Care	N/A	N/A	N/A	N/A	N/A
	Daily Rates					
COMMUNITY	Assisted Living Facility (One Bedroom - Single Occupancy)	\$900	\$1,300	\$11,300	\$15,600	N/A
	Monthly Rates					
FACILITY	Nursing Home (Semi-Private Room)	N/A	N/A	N/A	N/A	N/A
	Daily Rates					
FACILITY	Nursing Home (Private Room)	N/A	N/A	N/A	N/A	N/A
	Daily Rates					

Rhode Island

		MINIMUM	RATE RANGE		MEDIAN ANNUAL RATE ¹	FIVE-YEAR ANNUAL GROWTH ²
			MEDIAN	MAXIMUM		
HOME	Homemaker Services	\$16	\$22	\$28	\$50,908	2%
	Hourly Rates					
HOME	Home Health Aide Services	\$21	\$24	\$29	\$54,912	1%
	Hourly Rates					
COMMUNITY	Adult Day Health Care	\$65	\$66	\$75	\$17,160	0%
	Daily Rates					
COMMUNITY	Assisted Living Facility (One Bedroom - Single Occupancy)	\$1,825	\$4,895	\$6,388	\$58,740	7%
	Monthly Rates					
FACILITY	Nursing Home (Semi-Private Room)	\$198	\$250	\$305	\$91,250	-1%
	Daily Rates					
FACILITY	Nursing Home (Private Room)	\$216	\$300	\$325	\$109,500	2%
	Daily Rates					

South Carolina

		MINIMUM	RATE RANGE		MEDIAN ANNUAL RATE ¹	FIVE-YEAR ANNUAL GROWTH ²
			MEDIAN	MAXIMUM		
HOME	Homemaker Services	\$13	\$18	\$22	\$40,040	2%
	Hourly Rates					
HOME	Home Health Aide Services	\$13	\$18	\$23	\$41,184	1%
	Hourly Rates					
COMMUNITY	Adult Day Health Care	\$35	\$50	\$178	\$13,000	1%
	Daily Rates					
COMMUNITY	Assisted Living Facility (One Bedroom - Single Occupancy)	\$930	\$2,874	\$5,910	\$34,485	1%
	Monthly Rates					
FACILITY	Nursing Home (Semi-Private Room)	\$133	\$185	\$260	\$67,525	2%
	Daily Rates					
FACILITY	Nursing Home (Private Room)	\$150	\$200	\$300	\$73,000	2%
	Daily Rates					

South Dakota

		MINIMUM	RATE RANGE		MEDIAN ANNUAL RATE ¹	FIVE-YEAR ANNUAL GROWTH ²
			MEDIAN	MAXIMUM		
HOME	Homemaker Services	\$18	\$22	\$24	\$49,764	5%
	Hourly Rates					
HOME	Home Health Aide Services	\$18	\$22	\$24	\$49,764	3%
	Hourly Rates					
COMMUNITY	Adult Day Health Care	\$64	\$72	\$88	\$18,720	12%
	Daily Rates					
FACILITY	Assisted Living Facility (One Bedroom - Single Occupancy)	\$1,900	\$3,110	\$6,215	\$37,320	5%
	Monthly Rates					
FACILITY	Nursing Home (Semi-Private Room)	\$160	\$186	\$250	\$67,890	2%
	Daily Rates					
FACILITY	Nursing Home (Private Room)	\$167	\$194	\$311	\$70,810	2%
	Daily Rates					

Tennessee

		MINIMUM	RATE RANGE		MEDIAN ANNUAL RATE ¹	FIVE-YEAR ANNUAL GROWTH ²
			MEDIAN	MAXIMUM		
HOME	Homemaker Services	\$13	\$17	\$29	\$39,582	2%
	Hourly Rates					
HOME	Home Health Aide Services	\$13	\$18	\$32	\$41,184	1%
	Hourly Rates					
COMMUNITY	Adult Day Health Care	\$15	\$55	\$115	\$14,300	2%
	Daily Rates					
COMMUNITY	Assisted Living Facility (One Bedroom - Single Occupancy)	\$1,300	\$3,465	\$5,600	\$41,580	6%
	Monthly Rates					
FACILITY	Nursing Home (Semi-Private Room)	\$145	\$185	\$279	\$67,525	3%
	Daily Rates					
FACILITY	Nursing Home (Private Room)	\$160	\$198	\$395	\$72,088	2%
	Daily Rates					

Texas

		MINIMUM	RATE RANGE		MEDIAN ANNUAL RATE ¹	FIVE-YEAR ANNUAL GROWTH ²
			MEDIAN	MAXIMUM		
HOME	Homemaker Services	\$9	\$18	\$36	\$41,184	2%
	Hourly Rates					
HOME	Home Health Aide Services	\$9	\$18	\$36	\$41,184	1%
	Hourly Rates					
COMMUNITY	Adult Day Health Care	\$12	\$35	\$100	\$8,970	3%
	Daily Rates					
COMMUNITY	Assisted Living Facility (One Bedroom - Single Occupancy)	\$825	\$3,523	\$8,605	\$42,270	5%
	Monthly Rates					
FACILITY	Nursing Home (Semi-Private Room)	\$94	\$139	\$260	\$50,735	3%
	Daily Rates					
FACILITY	Nursing Home (Private Room)	\$110	\$180	\$363	\$65,700	3%
	Daily Rates					

Utah

		MINIMUM	RATE RANGE		MEDIAN ANNUAL RATE ¹	FIVE-YEAR ANNUAL GROWTH ²
			MEDIAN	MAXIMUM		
HOME	Homemaker Services	\$15	\$21	\$25	\$48,048	3%
	Hourly Rates					
HOME	Home Health Aide Services	\$15	\$21	\$25	\$48,048	2%
	Hourly Rates					
COMMUNITY	Adult Day Health Care	\$20	\$47	\$50	\$12,090	4%
	Daily Rates					
FACILITY	Assisted Living Facility (One Bedroom - Single Occupancy)	\$1,650	\$3,061	\$6,250	\$36,732	3%
	Monthly Rates					
FACILITY	Nursing Home (Semi-Private Room)	\$130	\$173	\$323	\$62,963	4%
	Daily Rates					
FACILITY	Nursing Home (Private Room)	\$140	\$200	\$500	\$73,000	4%
	Daily Rates					

Vermont

		MINIMUM	RATE RANGE		MEDIAN ANNUAL RATE ¹	FIVE-YEAR ANNUAL GROWTH ²
			MEDIAN	MAXIMUM		
HOME	Homemaker Services	\$10	\$23	\$30	\$52,624	1%
	Hourly Rates					
HOME	Home Health Aide Services	\$10	\$24	\$30	\$53,768	1%
	Hourly Rates					
COMMUNITY	Adult Day Health Care	\$19	\$135	\$185	\$35,100	2%
	Daily Rates					
COMMUNITY	Assisted Living Facility (One Bedroom - Single Occupancy)	\$1,620	\$4,075	\$6,475	\$48,900	7%
	Monthly Rates					
FACILITY	Nursing Home (Semi-Private Room)	\$250	\$277	\$340	\$100,923	4%
	Daily Rates					
FACILITY	Nursing Home (Private Room)	\$260	\$303	\$362	\$110,413	4%
	Daily Rates					

Virginia

		MINIMUM	RATE RANGE		MEDIAN ANNUAL RATE ¹	FIVE-YEAR ANNUAL GROWTH ²
			MEDIAN	MAXIMUM		
HOME	Homemaker Services	\$8	\$18	\$26	\$41,184	2%
	Hourly Rates					
HOME	Home Health Aide Services	\$13	\$19	\$26	\$43,472	1%
	Hourly Rates					
COMMUNITY	Adult Day Health Care	\$46	\$61	\$107	\$15,860	1%
	Daily Rates					
COMMUNITY	Assisted Living Facility (One Bedroom - Single Occupancy)	\$1,159	\$3,990	\$6,681	\$47,880	5%
	Monthly Rates					
FACILITY	Nursing Home (Semi-Private Room)	\$117	\$211	\$399	\$77,015	4%
	Daily Rates					
FACILITY	Nursing Home (Private Room)	\$160	\$231	\$399	\$84,315	3%
	Daily Rates					

Washington

		MINIMUM	RATE RANGE		MEDIAN ANNUAL RATE ¹	FIVE-YEAR ANNUAL GROWTH ²
			MEDIAN	MAXIMUM		
HOME	Homemaker Services	\$16	\$23	\$30	\$51,777	3%
	Hourly Rates					
HOME	Home Health Aide Services	\$16	\$23	\$30	\$52,624	3%
	Hourly Rates					
COMMUNITY	Adult Day Health Care	\$17	\$67	\$144	\$17,443	3%
	Daily Rates					
COMMUNITY	Assisted Living Facility (One Bedroom - Single Occupancy)	\$1,000	\$4,250	\$9,000	\$51,000	6%
	Monthly Rates					
FACILITY	Nursing Home (Semi-Private Room)	\$100	\$253	\$362	\$92,345	4%
	Daily Rates					
FACILITY	Nursing Home (Private Room)	\$190	\$280	\$434	\$102,018	4%
	Daily Rates					

West Virginia

		MINIMUM	RATE RANGE		MEDIAN ANNUAL RATE ¹	FIVE-YEAR ANNUAL GROWTH ²
			MEDIAN	MAXIMUM		
HOME	Homemaker Services	\$12	\$16	\$22	\$35,464	4%
	Hourly Rates					
HOME	Home Health Aide Services	\$14	\$16	\$22	\$36,608	4%
	Hourly Rates					
COMMUNITY	Adult Day Health Care	\$38	\$50	\$67	\$13,000	2%
	Daily Rates					
FACILITY	Assisted Living Facility (One Bedroom - Single Occupancy)	\$1,600	\$3,465	\$6,120	\$41,580	7%
	Monthly Rates					
FACILITY	Nursing Home (Semi-Private Room)	\$160	\$254	\$340	\$92,528	5%
	Daily Rates					
FACILITY	Nursing Home (Private Room)	\$165	\$265	\$350	\$96,725	5%
	Daily Rates					

Wisconsin

	MINIMUM	RATE RANGE		MEDIAN ANNUAL RATE ¹	FIVE-YEAR ANNUAL GROWTH ²	
		MEDIAN	MAXIMUM			
HOME	Homemaker Services	\$15	\$21	\$32	\$46,904	2%
	Hourly Rates					
HOME	Home Health Aide Services	\$17	\$22	\$32	\$50,336	1%
	Hourly Rates					
COMMUNITY	Adult Day Health Care	\$36	\$60	\$100	\$15,600	2%
	Daily Rates					
COMMUNITY	Assisted Living Facility (One Bedroom - Single Occupancy)	\$911	\$3,850	\$9,750	\$46,200	4%
	Monthly Rates					
FACILITY	Nursing Home (Semi-Private Room)	\$170	\$239	\$516	\$87,363	4%
	Daily Rates					
FACILITY	Nursing Home (Private Room)	\$195	\$267	\$516	\$97,455	4%
	Daily Rates					

Wyoming

		MINIMUM	RATE RANGE		MEDIAN ANNUAL RATE ¹	FIVE-YEAR ANNUAL GROWTH ²
			MEDIAN	MAXIMUM		
HOME	Homemaker Services	\$18	\$20	\$20	\$44,616	3%
	Hourly Rates					
HOME	Home Health Aide Services	\$19	\$20	\$20	\$45,074	1%
	Hourly Rates					
COMMUNITY	Adult Day Health Care	\$48	\$84	\$120	\$21,840	6%
	Daily Rates					
FACILITY	Assisted Living Facility (One Bedroom - Single Occupancy)	\$1,800	\$3,090	\$4,468	\$37,080	2%
	Monthly Rates					
FACILITY	Nursing Home (Semi-Private Room)	\$184	\$216	\$330	\$78,840	4%
	Daily Rates					
FACILITY	Nursing Home (Private Room)	\$210	\$242	\$386	\$88,330	6%
	Daily Rates					

Data Table End Notes

¹ Median Annual Rates* are calculated based on the following:

Homemaker Services - hourly rate multiplied by 44 hours per week, multiplied by 52 weeks

Home Health Aide Services - hourly rate multiplied by 44 hours per week, multiplied by 52 weeks

Adult Day Health Care - daily rate multiplied by 5 days per week, multiplied by 52 weeks

Assisted Living Facility - monthly rate multiplied by 12 months

Nursing Home - daily rate multiplied by 365 days

² Represents the compound annual growth rate based on Genworth Cost of Care Survey data from 2009 to 2014.

Data is rounded to the nearest percentage point.

* Hourly, daily and monthly rates are rounded to the nearest whole dollar.

Region Definitions

State Name	State or Region	Counties
Alabama	AL - Anniston-Oxford-Jacksonville	Calhoun
	AL - Auburn-Opelika	Lee
	AL - Birmingham-Hoover	Bibb, Blount, Chilton, Jefferson, St. Clair, Shelby, Walker
	AL - Daphne-Fairhope-Foley	Baldwin
	AL - Decatur	Lawrence, Morgan
	AL - Dothan	Geneva, Henry, Houston
	AL - Florence-Muscle Shoals	Colbert, Lauderdale
	AL - Gadsden	Etowah
	AL - Huntsville	Limestone, Madison
	AL - Mobile	Mobile
	AL - Montgomery	Autauga, Elmore, Lowndes, Montgomery
	AL - Tuscaloosa	Hale, Pickens, Tuscaloosa
	AL - Rest of State	Remaining Counties
Alaska	AK - Anchorage	Anchorage, Matanuska-Susitna
	AK - Fairbanks	Fairbanks North Star
	AK - Rest of State	Remaining Boroughs
Arizona	AZ - Flagstaff	Coconino
	AZ - Lake Havasu City-Kingman	Mohave
	AZ - Phoenix-Mesa-Scottsdale	Maricopa, Pinal
	AZ - Prescott	Yavapai
	AZ - Sierra Vista-Douglas	Cochise
	AZ - Tucson	Pima
	AZ - Yuma	Yuma
AZ - Rest of State	Remaining Counties	
Arkansas	AR/MO - Fayetteville-Springdale-Rogers	Benton, Madison, McDonald (MO), Washington
	AR/OK - Fort Smith	Crawford, Leflore (OK), Sebastian, Sequoyah (OK)
	AR - Hot Springs	Garland
	AR - Jonesboro	Craighead, Poinsett
	AR - Little Rock-North Little Rock-Conway	Faulkner, Grant, Lonoke, Perry, Pulaski, Saline
	AR - Pine Bluff	Cleveland, Jefferson, Lincoln
AR - Rest of State	Remaining Counties	
California	CA - Bakersfield	Kern
	CA - Chico	Butte
	CA - East Bay	Alameda, Contra Costa
	CA - El Centro	Imperial
	CA - Fresno	Fresno
	CA - Hanford-Corcoran	Kings

Region Definitions

State Name	State or Region	Counties
California (cont.)	CA - Los Angeles	Los Angeles
	CA - Madera	Madera
	CA - Merced	Merced
	CA - Modesto	Stanislaus
	CA - Napa	Napa
	CA - Orange County	Orange
	CA - Oxnard-Thousand Oaks-Ventura	Ventura
	CA - Redding	Shasta
	CA - Riverside-San Bernardino-Ontario	Riverside, San Bernardino
	CA - Sacramento-Roseville-Arden-Arcade	El Dorado, Placer, Sacramento, Yolo
	CA - Salinas	Monterey
	CA - San Diego-Carlsbad	San Diego
	CA - San Francisco	San Francisco
	CA - San Jose-Sunnyvale-Santa Clara	San Benito, Santa Clara
	CA - San Luis Obispo-Paso Robles-Arroyo Grande	San Luis Obispo
	CA - San Mateo	San Mateo
	CA - Santa Cruz-Watsonville	Santa Cruz
	CA - Santa Maria-Santa Barbara	Santa Barbara
	CA - San Rosa-San Raphael	Marin, Sonoma
	CA - Stockton-Lodi	San Joaquin
CA - Vallejo-Fairfield	Solano	
CA - Visalia-Porterville	Tulare	
CA - Yuba City	Sutter, Yuba	
CA - Rest of State	Remaining Counties	
Colorado	CO - Boulder	Boulder
	CO - Colorado Springs	El Paso, Teller
	CO - Denver-Aurora-Lakewood	Adams, Arapahoe, Broomfield, Clear Creek, Denver, Douglas, Elbert, Gilpin, Jefferson, Park
	CO - Fort Collins	Larimer
	CO - Grand Junction	Mesa
	CO - Greeley	Weld
	CO - Pueblo	Pueblo
	CO - Rest of State	Remaining Counties
Connecticut	CT - Bridgeport-Stamford-Norwalk	Fairfield
	CT - Hartford-West Hartford-East Hartford	Hartford, Middlesex, Tolland

Region Definitions

State Name	State or Region	Counties
Connecticut (cont.)	CT - New Haven-Milford	New Haven
	CT - Norwich-New London	New London
	CT - Rest of State	Remaining Counties
Delaware	DE - Dover	Kent
District of Columbia	DC/MD/VA/WV - Washington-Arlington-Alexandria	Alexandria City (VA), Arlington (VA), Calvert (MD), Charles (MD), Clarke (VA), Culpepper (VA), District of Columbia, Fairfax City (VA), Fairfax (VA), Falls Church (VA), Fauquier (VA), Fredericksburg City (VA), Jefferson (WV), Loudoun (VA), Manassas City (VA), Manassas Park City (VA), Prince Georges (MD), Prince William (VA), Rappahannock (VA), Spotsylvania (VA), Stafford (VA), Warren (VA)
Florida	FL - Cape Coral-Fort Myers	Lee
	FL - Crestview-Fort Walton Beach-Destin	Okaloosa, Walton
	FL - Deltona-Daytona Beach-Ormond Beach	Flagler, Volusia
	FL - Gainesville	Alachua, Gilchrist
	FL - Homosassa Springs	Citrus
	FL - Jacksonville	Baker, Clay, Duval, Nassau, St. Johns
	FL - Lakeland-Winter Haven	Polk
	FL - Miami-Fort Lauderdale-West Palm Beach	Broward, Miami-Dade, Palm Beach
	FL - Naples-Immokalee-Marco Island	Collier
	FL - North Port-Sarasota-Bradenton	Manatee, Sarasota
	FL - Ocala	Marion
	FL - Orlando-Kissimmee-Sanford	Lake, Orange, Osceola, Seminole
	FL - Palm Bay-Melbourne-Titusville	Brevard
	FL - Panama City	Bay, Gulf
	FL - Pensacola-Ferry Pass-Brent	Escambia, Santa Rosa
	FL - Port St. Lucie	Martin, St. Lucie
	FL - Punta Gorda	Charlotte
	FL - Sebastian-Vero Beach	Indian River
	FL - Sebring	Highlands
	FL - Tallahassee	Gadsden, Jefferson, Leon, Wakulla
FL - Tampa-St. Petersburg-Clearwater	Hernando, Hillsborough, Pasco, Pinellas	
FL - The Villages	Sumter	
FL - Rest of State	Remaining Counties	
Georgia	GA - Albany	Baker, Dougherty, Lee, Terrell, Worth
	GA - Athens-Clarke County	Clarke, Madison, Oconee, Oglethorpe

Region Definitions

State Name	State or Region	Counties
Georgia (cont.)	GA - Atlanta-Sandy Springs-Roswell	Barrow, Bartow, Butts, Carroll, Cherokee, Clayton, Cobb, Coweta, Dawson, DeKalb, Douglas, Fayette, Forsyth, Fulton, Gwinnett, Haralson, Heard, Henry, Jasper, Lamar, Meriwether, Morgan, Newton, Paulding, Pickens, Pike, Rockdale, Spalding, Walton
	GA/SC - Augusta-Richmond County	Aiken (SC), Burke, Columbia, Edgefield (SC), Lincoln, McDuffie, Richmond
	GA - Brunswick	Brantley, Glynn, McIntosh
	GA/AL - Columbus	Chattahoochee, Harris, Marion, Muscogee, Russell (AL)
	GA - Dalton	Murray, Whitfield
	GA - Gainesville	Hall
	GA - Hinesville	Liberty, Long
	GA - Macon	Bibb, Crawford, Jones, Monroe, Twiggs
	GA - Rome	Floyd
	GA - Savannah	Bryan, Chatham, Effingham
	GA - Valdosta	Brooks, Echols, Lanier, Lowndes
	GA - Warner Robins	Houston, Peach, Pulaski
	GA - Rest of State	Remaining Counties
	Hawaii	HI - Kahului-Wailuku-Lahaina
HI - Urban Honolulu		Honolulu
HI - Rest of State		Remaining Counties
Idaho	ID - Boise City	Ada, Boise, Canyon, Gem, Owyhee
	ID - Coeur d'Alene	Kootenai
	ID - Idaho Falls	Bonneville, Butte, Jefferson
	ID/WA - Lewiston	Asotin (WA), Nez Perce
	ID - Pocatello	Bannock
	ID - Rest of State	Remaining Counties
Illinois	IL - Bloomington	Dewitt, McLean
	IL - Carbondale-Marion	Jackson, Williamson
	IL - Champaign-Urbana	Champaign, Ford, Piatt
	IL/IN/WI - Chicago-Naperville-Elgin	Cook, DeKalb, DuPage, Grundy, Jasper (IN), Kane, Kendall, Kenosha (WI), Lake, Lake (IN), McHenry, Newton (IN), Porter (IN), Will
	IL - Danville	Vermilion
	IL - Decatur	Macon
	IL - Kankakee	Kankakee
	IL - Peoria	Marshall, Peoria, Stark, Tazewell, Woodford
	IL - Rockford	Boone, Winnebago
	IL - Springfield	Menard, Sangamon
IL - Rest of State	Remaining Counties	

Region Definitions

State Name	State or Region	Counties
Indiana	IN - Bloomington	Monroe, Owen
	IN - Columbus	Bartholomew
	IN - Elkhart-Goshen	Elkhart
	IN/KY - Evansville	Henderson (KY), Posey, Vanderburgh, Warrick
	IN - Fort Wayne	Allen, Wells, Whitley
	IN - Indianapolis-Carmel-Anderson	Boone, Brown, Hamilton, Hancock, Hendricks, Johnson, Madison, Marion, Morgan, Putnam, Shelby
	IN - Kokomo	Howard
	IN - Lafayette-West Lafayette	Benton, Carroll, Tippecanoe
	IN - Michigan City-La Porte	LaPorte
	IN - Muncie	Delaware
	IN/MI - South Bend-Mishawaka	Cass (MI), St. Joseph
	IN - Terre Haute	Clay, Sullivan, Vermillion, Vigo
	IN - Rest of State	Remaining Counties
Iowa	IA - Ames	Story
	IA - Cedar Rapids	Benton, Jones, Linn
	IA/IL - Davenport-Moline-Rock Island	Henry (IL), Mercer (IL), Rock Island (IL), Scott
	IA - Des Moines-West Des Moines	Dallas, Guthrie, Madison, Polk, Warren
	IA - Dubuque	Dubuque
	IA - Iowa City	Johnson, Washington
	IA/NE/SD - Sioux City	Dakota (NE), Dixon (NE), Plymouth, Union (SD), Woodbury
	IA - Waterloo-Cedar Falls	Black Hawk, Bremer, Grundy
IA - Rest of State	Remaining Counties	
Kansas	KS - Lawrence	Douglas
	KS - Manhattan	Pottawatomie, Riley
	KS - Topeka	Jackson, Jefferson, Osage, Shawnee, Wabaunsee
	KS - Wichita	Butler, Harvey, Kingman, Sedgwick, Sumner
	KS - Rest of State	Remaining Counties
Kentucky	KY - Bowling Green	Allen, Butler, Edmonson, Warren
	KY - Elizabethtown-Fort Knox	Hardin, Larue, Meade
	KY - Lexington-Fayette	Bourbon, Clark, Fayette, Jessamine, Scott, Woodford
	KY/IN - Louisville-Jefferson County	Bullitt, Clark (IN), Floyd (IN), Harrison (IN), Henry, Jefferson, Oldham, Scott (IN), Shelby, Spencer, Trimble, Washington (IN)
	KY - Owensboro	Daviess, Hancock, McLean
KY - Rest of State	Remaining Counties	
Louisiana	LA - Alexandria	Grant, Rapides
	LA - Baton Rouge	Ascension, East Baton Rouge, East Feliciana, Iberville, Livingston, Pointe Coupee, St. Helena, West Baton Rouge, West Feliciana
	LA - Hammond	Tangipahoa

Region Definitions

State Name	State or Region	Counties
Louisiana (cont.)	LA - Houma-Thibodaux	Lafourche, Terrebonne
	LA - Lafayette	Acadia, Iberia, Lafayette, St. Martin, Vermilion
	LA - Lake Charles	Calcasieu, Cameron
	LA - Monroe	Ouachita, Union
	LA - New Orleans-Metairie	Jefferson, Orleans, Plaquemines, Saint Bernard, Saint Charles, Saint James, Saint Tammany, St. John the Baptist
	LA - Shreveport-Bossier	Bossier, Caddo, DeSoto, Webster
	LA - Rest of State	Remaining Parishes
Maine	ME - Bangor	Penobscot
	ME - Lewiston-Auburn	Androscoggin
	ME - Portland-South Portland	Cumberland, Sagadahoc, York
	ME - Rest of State	Remaining Counties
Maryland	MD - Baltimore-Columbia-Towson	Anne Arundel, Baltimore, Baltimore City, Carroll, Harford, Howard, Queen Anne's
	MD - California-Lexington Park	St. Mary's
	MD/WV - Cumberland	Allegany, Mineral (WV)
	MD - Frederick-Rockville	Frederick, Montgomery
	MD/WV - Hagerstown-Martinsburg	Berkley (WV), Washington
	MD/DE - Salisbury	Somerset, Sussex (DE), Wicomico, Worcester
	MD - Rest of State	Remaining Counties
Massachusetts	MA - Barnstable Town	Barnstable
	MA/NH - Boston-Cambridge-Newton	Essex, Middlesex, Norfolk, Plymouth, Rockingham (NH), Strafford (NH), Suffolk
	MA - Pittsfield	Berkshire
	MA - Springfield	Hampden, Hampshire
	MA/CT - Worcester	Windham (CT), Worcester
	MA - Rest of State	Remaining Counties
	Michigan	MI - Ann Arbor
MI - Battle Creek		Calhoun
MI - Bay City		Bay
MI - Detroit-Warren-Dearborn		Lapeer, Livingston, Macomb, Oakland, St. Clair, Wayne
MI - Flint		Genesee
MI - Grand Rapids-Wyoming		Barry, Kent, Montcalm, Ottawa
MI - Jackson		Jackson
MI - Kalamazoo-Portage		Kalamazoo, Van Buren
MI - Lansing-East Lansing		Clinton, Eaton, Ingham
MI - Midland		Midland
MI - Monroe		Monroe
MI - Muskegon		Muskegon
MI - Niles-Benton Harbor		Berrien

Region Definitions

State Name	State or Region	Counties
Michigan (cont.)	MI - Saginaw	Saginaw
	MI - Rest of State	Remaining Counties
Minnesota	MN/WI - Duluth	Carlton, Douglas (WI), St. Louis
	MN - Mankato-North Mankato	Blue Earth, Nicollet
	MN/WI - Minneapolis-St. Paul-Bloomington	Anoka, Carver, Chisago, Dakota, Hennepin, Isanti, Le Sueur, Mille Lacs, Pierce (WI), Ramsey, St. Croix (WI), Scott, Sherburne, Sibley, Washington, Wright
	MN - Rochester	Dodge, Fillmore, Olmsted, Wabasha
	MN - St. Cloud	Benton, Stearns
	MN - Rest of State	Remaining Counties
Mississippi	MS - Gulfport-Biloxi-Pascagoula	Hancock, Harrison, Jackson
	MS - Hattiesburg	Forrest, Lamar, Perry
	MS - Jackson	Copiah, Hinds, Madison, Rankin, Simpson, Yazoo
	MS - Rest of State	Remaining Counties
Missouri	MO/IL - Cape Girardeau	Alexander (IL), Bollinger, Cape Girardeau
	MO - Columbia	Boone
	MO - Jefferson City	Callaway, Cole, Moniteau, Osage
	MO - Joplin	Jasper, Newton
	MO/KS - Kansas City	Bates, Caldwell, Cass, Clay, Clinton, Jackson, Johnson (KS), Lafayette, Leavenworth (KS), Linn (KS), Miami (KS), Platte, Ray, Wyandotte (KS)
	MO - Springfield	Christian, Dallas, Greene, Polk, Webster
	MO/KS - St. Joseph	Andrew, Buchanan, DeKalb, Doniphan (KS)
	MO/IL - St. Louis	Bond (IL), Calhoun (IL), Clinton (IL), Franklin, Jefferson, Jersey (IL), Lincoln, Macoupin (IL), Madison (IL), Monroe (IL), St. Charles, St. Clair (IL), St. Louis City, St. Louis, Warren
	MO - Rest of State	Remaining Counties
Montana	MT - Billings	Carbon, Golden Valley, Yellowstone
	MT - Great Falls	Cascade
	MT - Missoula	Missoula
	MT - Rest of State	Remaining Counties
Nebraska	NE - Grand Island	Hall, Hamilton, Howard, Merrick
	NE - Lincoln	Lancaster, Seward
	NE/IA - Omaha-Council Bluffs	Cass, Douglas, Harrison (IA), Mills (IA), Pottawattamie (IA), Sarpy, Saunders, Washington
	NE - Rest of State	Remaining Counties
Nevada	NV - Carson City	Carson City
	NV - Las Vegas-Henderson-Paradise	Clark
	NV - Reno	Storey, Washoe
	NV - Rest of State	Remaining Counties

Region Definitions

State Name	State or Region	Counties
New Hampshire	NH - Manchester-Nashua	Hillsborough
	NH - Rest of State	Remaining Counties
New Jersey	NJ - Atlantic City-Hammonton	Atlantic
	NJ - Northern New Jersey	Bergen, Essex, Hudson, Hunterdon, Middlesex, Monmouth, Morris, Ocean, Passaic, Somerset, Sussex, Union
	NJ - Ocean City	Cape May
	NJ - Trenton	Mercer
	NJ - Vineland-Bridgeton	Cumberland
New Mexico	NM - Albuquerque	Bernalillo, Sandoval, Torrance, Valencia
	NM - Farmington	San Juan
	NM - Las Cruces	Dona Ana
	NM - Santa Fe	Santa Fe
	NM - Rest of State	Remaining Counties
New York	NY - Albany-Schenectady-Troy	Albany, Rensselaer, Saratoga, Schenectady, Schoharie
	NY - Binghamton	Broome, Tioga
	NY - Bronx	Bronx
	NY - Brooklyn	Kings
	NY - Buffalo-Cheektowaga-Niagara Falls	Erie, Niagara
	NY - Elmira	Chemung
	NY - Glens Falls	Warren, Washington
	NY - Ithaca	Tompkins
	NY - Kingston	Ulster
	NY - Long Island	Nassau, Suffolk
	NY - Manhattan	New York
	NY/PA - Outer New York City Area	Dutchess, Orange, Pike (PA), Putnam, Rockland, Westchester
	NY - Queens	Queens
	NY - Rochester	Livingston, Monroe, Ontario, Orleans, Wayne, Yates
	NY - Staten Island	Richmond
	NY - Syracuse	Madison, Onondaga, Oswego
	NY - Utica-Rome	Herkimer, Oneida
NY - Watertown-Fort Drum	Jefferson	
NY - Rest of State	Remaining Counties	
North Carolina	NC - Asheville	Buncombe, Haywood, Henderson, Madison
	NC - Burlington	Alamance
	NC/SC - Charlotte-Concord-Gastonia	Cabarrus, Chester (SC), Gaston, Iredell, Lancaster (SC), Lincoln, Mecklenburg, Rowan, Union, York (SC)
	NC - Durham-Chapel Hill	Chatham, Durham, Orange, Person
	NC - Fayetteville	Cumberland, Hoke

Region Definitions

State Name	State or Region	Counties
North Carolina (cont.)	NC - Goldsboro	Wayne
	NC - Greensboro-High Point	Guilford, Randolph, Rockingham
	NC - Greenville	Pitt
	NC - Hickory-Lenoir-Morganton	Alexander, Burke, Caldwell, Catawba
	NC - Jacksonville	Onslow
	NC - New Bern	Craven, Jones, Pamlico
	NC - Raleigh	Franklin, Johnston, Wake
	NC - Rocky Mount	Edgecombe, Nash
	NC - Wilmington	New Hanover, Pender
	NC - Winston-Salem	Davidson, Davie, Forsyth, Stokes, Yadkin
	NC - Rest of State	Remaining Counties
North Dakota	ND - Bismarck	Burleigh, Morton, Oliver, Sioux
	ND/MN - Fargo	Cass, Clay
	ND/MN - Grand Forks	Grand Forks, Polk (MN)
	ND - Rest of State	Remaining Counties
Ohio	OH - Akron	Portage, Summit
	OH - Canton-Massillon	Carroll, Stark
	OH/IN/KY - Cincinnati	Boone (KY), Bracken (KY), Brown, Butler, Campbell (KY), Clermont, Dearborn (IN), Gallatin (KY), Grant (KY), Hamilton, Kenton (KY), Ohio (IN), Pendleton (KY), Union (IN), Warren
	OH - Cleveland-Elyria	Cuyahoga, Geauga, Lake, Lorain, Medina
	OH - Columbus	Delaware, Fairfield, Franklin, Hocking, Licking, Madison, Morrow, Perry, Pickaway, Union
	OH - Dayton	Greene, Miami, Montgomery
	OH - Lima	Allen
	OH - Mansfield	Richland
	OH - Springfield	Clark
	OH - Toledo	Fulton, Lucas, Wood
	OH/PA - Youngstown-Warren-Boardman	Mahoning, Mercer (PA), Trumbull
	OH - Rest of State	Remaining Counties
	Oklahoma	OK - Lawton
OK - Oklahoma City		Canadian, Cleveland, Grady, Lincoln, Logan, McClain, Oklahoma
OK - Tulsa		Creek, Okmulgee, Osage, Pawnee, Rogers, Tulsa, Wagoner
OK - Rest of State		Remaining Counties
Oregon	OK - Albany	Linn
	OR - Bend-Redmond	Deschutes
	OR - Corvallis	Benton
	OR - Eugene	Lane

Region Definitions

State Name	State or Region	Counties
Oregon (cont.)	OR - Grants Pass	Josephine
	OR - Medford	Jackson
	OR/WA - Portland-Vancouver-Hillsboro	Clackamas, Clark (WA), Columbia, Multnomah, Skamania (WA), Washington, Yamhill
	OR - Salem	Marion, Polk
	OR - Rest of State	Remaining Counties
Pennsylvania	PA/NJ - Allentown-Bethlehem-Easton	Carbon, Lehigh, Northampton, Warren (NJ)
	PA - Altoona	Blair
	PA - Bloomsburg-Berwick	Columbia, Montour
	PA - Chambersburg-Waynesboro	Franklin
	PA - East Stroudsburg	Monroe
	PA - Erie	Erie
	PA - Gettysburg	Adams
	PA - Harrisburg-Carlisle	Cumberland, Dauphin, Perry
	PA - Johnstown	Cambria
	PA - Lancaster	Lancaster
	PA - Lebanon	Lebanon
	PA/DE/MD/NJ - Philadelphia-Camden-Wilmington	Bucks, Burlington (NJ), Camden (NJ), Cecil (MD), Chester, Delaware, Gloucester (NJ), Montgomery, New Castle (DE), Philadelphia, Salem (NJ)
	PA - Pittsburgh	Allegheny, Armstrong, Beaver, Butler, Fayette, Washington, Westmoreland
	PA - Reading	Berks
	PA - Scranton-Wilkes-Barre-Hazleton	Lackawanna, Luzerne, Wyoming
	PA - State College	Centre
	PA - Williamsport	Lycoming
PA - York-Hanover	York	
PA - Rest of State	Remaining Counties	
Puerto Rico	PR - Puerto Rico	All Municipalities
Rhode Island	RI/MA - Providence-Warwick	Bristol, Bristol (MA), Kent, Newport, Providence, Washington
South Carolina	SC - Charleston-North Charleston	Berkeley, Charleston, Dorchester
	SC - Columbia	Calhoun, Fairfield, Kershaw, Lexington, Richland, Saluda
	SC - Florence	Darlington, Florence
	SC - Greenville-Anderson-Mauldin	Anderson, Greenville, Laurens, Pickens
	SC - Hilton Head Island-Bluffton-Beaufort	Beaufort, Jasper
	SC/NC - Myrtle Beach-Conway-North Myrtle Beach	Brunswick (NC), Horry
	SC - Spartanburg	Spartanburg, Union
	SC - Sumter	Sumter
SC - Rest of State	Remaining Counties	

Region Definitions

State Name	State or Region	Counties
South Dakota	SD - Rapid City	Custer, Meade, Pennington
	SD - Sioux Falls	Lincoln, McCook, Minnehaha, Turner
	SD - Rest of State	Remaining Counties
Tennessee	TN/GA - Chattanooga	Catoosa (GA), Dade (GA), Hamilton, Marion, Sequatchie, Walker (GA)
	TN/KY - Clarksville	Christian (KY), Montgomery, Trigg (KY)
	TN - Cleveland	Bradley, Polk
	TN - Jackson	Chester, Crockett, Madison
	TN - Johnson City	Carter, Unicoi, Washington
	TN/VA - Kingsport-Bristol-Bristol	Bristol (VA), Hawkins, Scott (VA), Sullivan, Washington (VA)
	TN - Knoxville	Anderson, Blount, Campbell, Grainger, Knox, Loudon, Morgan, Roane, Union
	TN/AR/MS - Memphis	Benton (MS), Crittenden (AR), DeSoto (MS), Fayette, Marshall (MS), Shelby, Tate (MS), Tipton, Tunica (MS)
	TN - Morristown	Hamblen, Jefferson
	TN - Nashville–Davidson–Murfreesboro–Franklin	Cannon, Cheatham, Davidson, Dickson, Hickman, Macon, Maury, Robertson, Rutherford, Smith, Sumner, Trousdale, Williamson, Wilson
TN - Rest of State	Remaining Counties	
Texas	TX - Abilene	Callahan, Jones, Taylor
	TX - Amarillo	Armstrong, Carson, Oldham, Potter, Randall
	TX - Austin–Round Rock	Bastrop, Caldwell, Hays, Travis, Williamson
	TX - Beaumont–Port Arthur	Hardin, Jefferson, Newton, Orange
	TX - Brownsville–Harlingen	Cameron
	TX - College Station–Bryan	Brazos, Burleson, Robertson
	TX - Corpus Christi	Aransas, Nueces, San Patricio
	TX - Dallas–Fort Worth–Arlington	Collin, Dallas, Denton, Ellis, Hood, Hunt, Johnson, Kaufman, Parker, Rockwall, Somervell, Tarrant, Wise
	TX - El Paso	El Paso, Hudspeth
	TX - Houston–The Woodlands–Sugar Land	Austin, Brazoria, Chambers, Fort Bend, Galveston, Harris, Liberty, Montgomery, Waller
	TX - Killeen–Temple	Bell, Coryell, Lampasas
	TX - Laredo	Webb
	TX - Longview	Gregg, Rusk, Upshur
	TX - Lubbock	Crosby, Lubbock, Lynn
	TX - McAllen–Edinburg–Mission	Hidalgo
	TX - Midland	Martin, Midland
	TX - Odessa	Ector
TX - San Angelo	Irion, Tom Green	
TX - San Antonio–New Braunfels	Atascosa, Bandera, Bexar, Comal, Guadalupe, Kendall, Medina, Wilson	
TX - Sherman–Denison	Grayson	

Region Definitions

State Name	State or Region	Counties
Texas (cont.)	TX/AR - Texarkana	Bowie, Little River (AR), Miller (AR)
	TX - Tyler	Smith
	TX - Victoria	Goliad, Victoria
	TX - Waco	Falls, McLennan
	TX - Wichita Falls	Archer, Clay, Wichita
	TX - Rest of State	Remaining Counties
Utah	UT/ID - Logan	Cache, Franklin (ID)
	UT - Ogden-Clearfield	Box Elder, Davis, Morgan, Weber
	UT - Provo-Orem	Juab, Utah
	UT - Salt Lake City	Salt Lake, Tooele
	UT - St. George	Washington
	UT - Rest of State	Remaining Counties
Vermont	VT - Burlington-South Burlington	Chittenden, Franklin, Grand Isle
	VT - Rest of State	Remaining Counties
Virginia	VA - Blacksburg-Christiansburg-Radford	Floyd, Giles, Montgomery, Pulaski, Radford City
	VA - Charlottesville	Albemarle, Buckingham, Charlottesville City, Fluvanna, Greene, Nelson
	VA - Harrisonburg	Harrisonburg City, Rockingham
	VA - Lynchburg	Amherst, Appomattox, Bedford, Bedford City, Campbell, Lynchburg City
	VA - Richmond	Amelia, Caroline, Charles City, Chesterfield, Colonial Heights City, Dinwiddie, Goochland, Hanover, Henrico, Hopewell City, King William, New Kent, Petersburg City, Powhatan, Prince George, Richmond City, Sussex
	VA - Roanoke	Botetourt, Craig, Franklin, Roanoke, Roanoke City, Salem
	VA - Staunton-Waynesboro	Augusta, Staunton City, Waynesboro City
	VA/NC - Virginia Beach-Norfolk-Newport News	Chesapeake City, Currituck (NC), Gates (NC), Gloucester, Hampton City, Isle of Wight, James City, Mathews, Newport News City, Norfolk City, Poquoson City, Portsmouth City, Suffolk City, Virginia Beach City, Williamsburg City, York
	VA/WV - Winchester	Frederick, Hampshire (WV), Winchester City
	VA - Rest of State	Remaining Counties
Washington	WA - Bellingham	Whatcom
	WA - Bremerton-Silverdale	Kitsap
	WA - Kennewick-Richland	Benton, Franklin
	WA - Longview	Cowlitz
	WA - Mount Vernon-Anacortes	Skagit
	WA - Olympia-Tumwater	Thurston
	WA - Seattle-Tacoma-Bellevue	King, Pierce, Snohomish
	WA - Spokane-Spokane Valley	Pend Oreille, Spokane, Stevens
	WA - Walla Walla	Columbia, Walla Walla

Region Definitions

State Name	State or Region	Counties
Washington (cont.)	WA - Wenatchee	Chelan, Douglas
	WA - Yakima	Yakima
	WA - Rest of State	Remaining Counties
West Virginia	WV - Beckley	Fayette, Raleigh
	WV - Charleston	Boone, Clay, Kanawha
	WV/KY/OH - Huntington-Ashland	Boyd (KY), Cabell, Greenup (KY), Lawrence (OH), Lincoln, Putnam, Wayne
	WV - Morgantown	Monongalia, Preston
	WV - Parkersburg-Vienna	Wirt, Wood
	WV/OH - Weirton-Steubenville	Brooke, Hancock, Jefferson (OH)
	WV/OH - Wheeling	Belmont (OH), Marshall, Ohio
	WV - Rest of State	Remaining Counties
Wisconsin	WI - Appleton	Calumet, Outagamie
	WI - Eau Claire	Chippewa, Eau Claire
	WI - Fond du Lac	Fond du Lac
	WI - Green Bay	Brown, Kewaunee, Oconto
	WI - Janesville-Beloit	Rock
	WI/MN - La Crosse-Onalaska	Houston (MN), La Crosse
	WI - Madison	Columbia, Dane, Green, Iowa
	WI - Milwaukee-Waukesha-West Allis	Milwaukee, Ozaukee, Washington, Waukesha
	WI - Oshkosh-Neenah	Winnebago
	WI - Racine	Racine
	WI - Sheboygan	Sheboygan
	WI - Wausau	Marathon
	WI - Rest of State	Remaining Counties
Wyoming	WY - Casper	Natrona
	WY - Cheyenne	Laramie
	WY - Rest of State	Remaining Counties
USA	USA	All States Excluding Puerto Rico

Genworth Cost of Care regions are based on Metropolitan Statistical Areas (MSAs) as defined by the Office of Management and Budget (OMB) (census.gov). In February 2013, the OMB refined its MSA delineations, thereby impacting some of our region definitions. All 2014 Cost of Care data reflects survey results based on the new delineations.

Methodology

CareScout®

CareScout has conducted the Genworth Cost of Care Survey annually since 2004. Located in Waltham, Massachusetts, CareScout has specialized in helping families find long term care providers nationwide since 1997.

This year, CareScout – a Genworth company – contacted more than 43,300 providers* to complete over 14,800 surveys of nursing homes, assisted living facilities, adult day health facilities and home care providers. Potential respondents were selected randomly from the CareScout nationwide database of providers in each category of long term care services. Survey respondents representing all 50 states, the District of Columbia and Puerto Rico were contacted by phone during January and February of 2014. Survey respondents were informed that survey data provided would be included in the Genworth 2014 Cost of Care Survey results. Survey questions varied based on the type of care provider.

Considered the most comprehensive survey of its kind, the Genworth Cost of Care Survey publishes costs in 440 regions based on the 381 U.S. Metropolitan Statistical Areas (MSAs). MSA definitions are established by the U.S. Office of Management and Budget and include approximately 85 percent of the U.S. population. The survey also includes some counties outside of the MSA regions. To create accurate historical trends for this expanded scope, CareScout recast the base data from the 2009 survey into the current region structure. As a result, CareScout is able to report a five-year compound annual growth rate for each region.

Home Care (HC)

Surveyors completed more than 3,600 interviews with licensed home health care providers representing approximately 19 percent of home care agencies.** The agencies surveyed provided home health care and homemaker services where a skilled nurse does not need to be present. A home health aide will typically help with bathing, dressing, transferring and toileting, but not with catheters or injections. Most of these agencies also provide homemaker services that typically include assistance with shopping, finances, cooking, errands and transportation. Homemaker services may also be employed for the purpose of providing companionship.

Annual rates are based on 44 hours of care per week, multiplied by 52 weeks. Where a rate range was provided, the midpoint was used. The survey excludes holiday rates.

Adult Day Health Care (ADH)

Across 440 regions, surveyors polled more than 25 percent of adult day health care facilities, resulting in nearly 1,200 completed surveys.

ADH is designed to meet the needs of adults who are functionally and/or severely cognitively impaired. Programs are intended to be structured and comprehensive, and to take place in a protective setting that promotes well-being through a variety of health, social and other support services. These services are intended to help enable individuals live more independently in the community. These services may also be used to provide relief for family caregivers.

*Various provider categories used in the survey may not be the same as the definitions used in a long term care insurance policy.

**Not all states require a license for home care. Data includes certain states where unlicensed providers are included because the state does not offer or does not have HH license requirements.

ADH facility rates are structured in a variety of ways: some charge by the hour, some by the half-day and others for the full day, regardless of utilization. All rates used in Genworth's survey were extrapolated to a daily (6-8 hours) rate.

ADH facility rates may be subsidized by the government or the community. A government subsidy is based on the individual's ability to pay. However, a community subsidy is available to individuals regardless of their income level. This survey captures the full private pay rates or, where applicable, the community subsidy rates. This survey does not capture the government subsidy rates.

Annual rates are based on the daily rate multiplied by five days per week, and then multiplied by 52 weeks.

Assisted Living Facilities (ALF)

Across 440 regions, surveyors polled more than 15 percent of licensed assisted living facilities, resulting in more than 6,200 completed surveys.

Unlike nursing homes, there is no uniform regulatory standard for assisted living facilities. As a consequence, states have instituted licensing standards that vary from state to state. The assisted living facilities polled were licensed according to the licensure requirements of the state in which the assisted living facility was located.

Currently, there are more than 70 different names or designations for facilities licensed as some form of an assisted care facility. Generally, fewer than 40 percent of these care facilities use the term "assisted living facility" as a part of their formal name or licensure designation. For example, some facilities

may be identified as "residential care facilities." Because of variations in licensing requirements by state, both small group homes and large multi-service facilities qualified as assisted living facilities for the purposes of this study.

Surveyors collected the monthly private pay rates as they ranged from basic care to more substantial care for a one-bedroom unit in an assisted living facility. Where a rate range was provided, the average of the high and low was used in the annual cost calculation. Surveyors also determined whether the facility charges a non-refundable community or entrance fee. This study shows that approximately 43% of survey participants (nearly 2,600) said they charge a one-time, non-refundable fee.

Annual rates are based on the monthly fee multiplied by 12 months.

Nursing Homes (NH)

Across all regions of the study, surveyors polled nearly 25 percent of certified and licensed nursing homes, resulting in nearly 3,800 completed surveys.

Surveyors collected the daily rates for private rooms (single occupancy) and semi-private rooms (double occupancy) in Medicare-certified nursing facilities. Medicare-certified nursing homes represent more than 90 percent of all nursing homes in the U.S. The daily room charge usually includes services beyond rent, such as three meals a day, laundry, sundries, basic nurse supervision and generic non-prescription pharmaceuticals.

Annual rates are based on the daily fee multiplied by 365.

About CareScout®

Headquartered in Waltham, Massachusetts, CareScout helps Americans across the United States find quality care providers for their long term care needs. As an objective source for this provider information, CareScout, a Genworth company, developed the nation's first quality-of-care ratings system for certified nursing homes and home care providers. Large employers, risk underwriters and families rely on CareScout's proprietary ratings system, the CareScout network, and its database of about 100,000 providers including nursing homes, assisted living facilities and home care agencies to help find and arrange the most appropriate care for loved ones. For more information, visit carescout.com.

About Genworth Financial

Genworth Financial, Inc. (NYSE: GNW) is a leading Fortune 500 insurance holding company dedicated to helping people secure their financial lives, families and futures. Genworth has leadership positions in offerings that assist consumers in protecting themselves, investing for the future and planning for retirement – including life insurance, long term care insurance, financial protection coverages, and mortgage insurance that helps consumers achieve home ownership while assisting lenders in managing their risk and capital.

Genworth operates through three divisions: U.S. Life Insurance, which includes life insurance, long term care insurance and fixed annuities; Global Mortgage Insurance, containing U.S. Mortgage Insurance and International Mortgage Insurance segments; and the Corporate and Other division, which includes the International Protection and Runoff segments. Products and services are offered through financial intermediaries, independent distributors and sales specialists. Genworth Financial, Inc., headquartered in Richmond, Virginia, traces its roots back to 1871 and became a public company in 2004. For more information, visit genworth.com.

From time to time, Genworth Financial, Inc. releases important information via postings on its corporate website. Accordingly, investors and other interested parties are encouraged to enroll to receive automatic email alerts and Really Simple Syndication (RSS) feeds regarding new postings. Enrollment information is found under the "Investors" section of genworth.com.

Visit genworth.com/costofcare to:

- Download the Cost of Care mobile application
- Compare daily, monthly and annual costs across locations
- Calculate future costs of care
- Get more information about the Cost of Care Survey

Insurance and annuity products:

- **Are not** deposits.
- **Are not** insured by the FDIC or any other federal government agency.
- **May** decrease in value.
- **Are not** guaranteed by the bank or its affiliates.